



Santa Clara County Office of Education

2018-2019

ANNUAL CHARTER SCHOOLS DATA BOOK

CHARTER SCHOOLS DEPARTMENT
OFFICE OF THE SUPERINTENDENT

Santa Clara County Board of Education



Joseph Di Salvo
Board Member

Area 4: Majority portion of San Jose Unified, a portion of Oak Grove and corresponding portion of East Side Union High school districts



Rosemary Kamei
Board President

Area 3: Campbell Union, Luther Burbank, Moreland Union and Campbell Union High school districts and a small portion of San Jose Unified and Santa Clara Unified



Kathleen M. King
Board Member

Area 2: Cupertino Union, Lakeside Joint, Loma Prieta Joint Union, Los Gatos Union, Saratoga Union, and Los Gatos-Saratoga Joint High school district and small portions of Santa Clara Unified and Sunnyvale and the corresponding portion of Fremont Union High



Grace H. Mah
Board Member

Area 1: Palo Alto Unified, Los Altos, Mountain View Whisman, Mountain View-Los Altos Union High school districts and a majority portion of Sunnyvale school district and the corresponding portions of Fremont Union High school district



Peter Ortiz
Board Member

Area 6: Alum Rock, Mt. Pleasant, and Franklin-McKinley and corresponding portion of East Side Union High school districts and a small portion of San Jose Unified



Claudia Rossi
Board Member

Area 7: Morgan Hill Unified, Gilroy Unified, Evergreen, and a portion of Oak Grove and corresponding portion of East Side Union High school districts



Anna Song
Board Vice President

Area 5: Majority portion of Santa Clara Unified, Milpitas Unified, Orchard, Berryessa Union, and corresponding portion of East Side Union High school districts



A Message from the Santa Clara County Board of Education and the Superintendent

In 1992, the California lawmakers passed a law allowing charter schools to operate. California was the second state to pass legislation allowing charters (Minnesota was the first). Charter schools are public schools that get funding from the state and have flexibility in hiring, curriculum, management and other aspects of their operations.

The Santa Clara Board of Education (SCCBOE) is granted the authority in California Education Code to approve or deny charter school petitions on appeal from a school district and to authorize countywide charter schools. This past year, the County Board authorized charter schools provided instructional services to over 10,171 students. The Santa Clara County Office of Education (SCCOE) remains committed to serving, inspiring and promoting student and public school success. One of our primary goals is to “improve student equity and access to high-quality education.” In support of this effort, the County Office of Education has invested resources to establish a team of experienced educators to assist with oversight and monitoring.

This sixth edition of our Annual Charter School Data Book (2018- 2019) provides a measure of accountability and oversight of charter schools. This publication highlights information of vital interest to the performance and progress of the SCCOE Board authorized charter schools. The information and data provided have been obtained from the California Department of Education and the respective charter schools. Where appropriate, (2018-2019) demographic and student performance data from the California Department of Education (Dataquest) was utilized. Individual charter schools were also able to present updated data as of February 1, 2019.

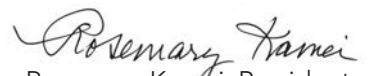
With a focus on collaboration, growth, and sharing best practice, our office continues to encourage opportunities for charter schools and traditional public schools to network and learn from one another.

Recent legislation changes require California charter schools to abide by the same transparency laws as public school districts. However, in Santa Clara County, this byline is already included in our memorandums of understanding with our charter schools.

The Santa Clara County Office of Education engages thoughtfully with the education community with equity and inclusion as our focus.



Dr. Mary Ann Dewan
County Superintendent of Schools





Rosemary Kamei, President
County Board of Education

Contents

SCCOE Charter Schools Snapshot	4
Charter Schools Enrollment (Ethnicity and Special Populations)	5
Charter School Demographics	6
Santa Clara County District Demographics	7
Student Performance	8
Charter School Information	10
District Information	11
Special Education: Students With IEPs Enrolled in SCCOE Charter Schools 2017-19	12
Charter School Suspension & Expulsion Report	13
Charter School Financial Status 2017-18	14
Ace Empower Academy	15
Alpha Public Schools: José Hernández Middle School	16
Bullis Charter School.	17
Discovery Charter School I	18
Discovery Charter School II	19
Downtown College Prep (DCP): Alum Rock.	20
The Legacy Academy	21
Opportunity Youth Academy (OYA).	22
Rocketship Alma Academy	23
Rocketship Brilliant Minds	24
Rocketship Discovery Prep	25
Rocketship Fuerza	26
Rocketship Los Sueños	27
Rocketship Mateo Sheedy.	28
Rocketship Rising Stars	29
Rocketship Sí Se Puede	30
Summit Public Schools: Denali.	31
Summit Public Schools: Tahoma	32
Sunrise Middle School	33
University Prep Academy	34
Voices College-Bound Language Academy at Morgan Hill	35
Voices College-Bound Language Academy at Mt. Pleasant	36
Santa Clara County Enrollment	37
Petition History	38
Education Code Selections Regarding Charter Schools	41
Acronyms	46
Informational Sources	47
Acknowledgements	48
2018-19 SCCOE Charter Schools Directory	49

SCCOE Charter Schools Snapshot



For the current school year (2018-2019) the SCCBOE received no new petitions. SCCBOE reviewed 3 Renewal petitions and approved all 3 renewals for terms of 5 years each. SCCBOE also reviewed and approved material revisions from Opportunity Youth Academy and The Legacy Academy. SCCBOE accepted the voluntary relinquishment and closure of The Legacy Academy on March 15, 2019.

22 Charter Schools

Authorized Grade Level

7	TK-5
2	TK-8
3	K-5
2	K-8
2	5-8
1	6-8
2	6-12
1	7-12
1	9-12
1	9+ (ages 16-24 years)

10,171 Students Enrolled

2.5%	African American
16.9%	Asian
61.2%	Hispanic/Latino
11.3%	White
36.5%	English Learners
59.8%	Socioeconomically Disadvantaged

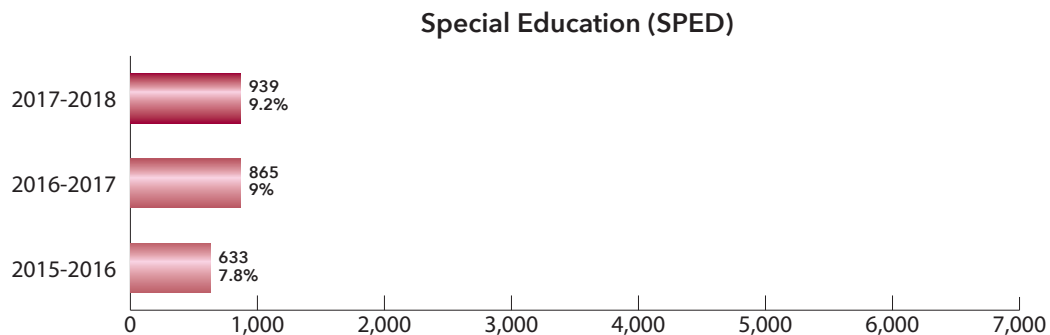
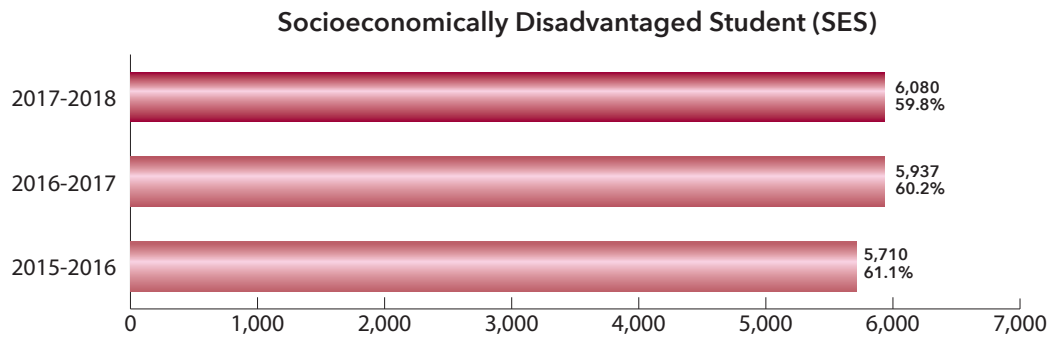

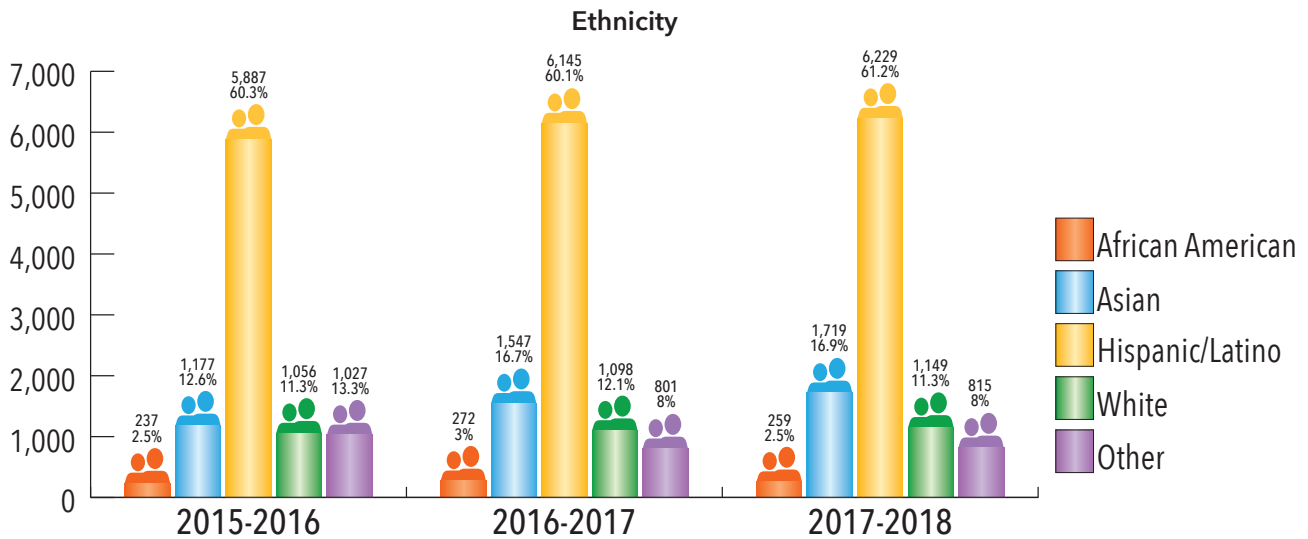
Total Charter School Revenues	\$122,345,317**
Total Charter School Expenditures	\$117,925,793**

Source: California Department of Education, available at <http://dq.cde.ca.gov/dataquest>

** Refer to chart on page 14 "2017-2018 School Financial Status"

Charter Schools Enrollment

SCCBOE approved charter school enrollment continue to reflect a significantly higher percentage of Hispanic students, English Learners, and students who are socioeconomically disadvantaged.



Source: California Department of Education, available at <http://dq.cde.ca.gov/dataquest>

Charter School Demographics

School	Grades Served	Total Enrollment			African American			Asian			Hispanic/Latino			White			SES			EL		
		15-16	16-17	17-18	15-16	16-17	17-18	15-16	16-17	17-18	15-16	16-17	17-18	15-16	16-17	17-18	15-16	16-17	17-18	15-16	16-17	17-18
		%			%			%			%			%			%					
Ace Empower Academy	5 to 8	351	359	337	0.6	0.0	0.3	1.4	0.6	0.9	96.3	97.5	98.2	0.6	0.8	0	95.2	94.2	98.2	52.7	55.4	61.4
Alpha José Hernández	5 to 8	328	447	346	0.9	0.4	0.9	5.8	5.1	4.9	91.5	91.1	90.5	0.0	0.2	0.9	97.0	95.5	92.8	54.3	59.3	61.8
Bullis Charter	TK to 8	744	825	879	0.5	1.2	1.1	43.0	45.9	47.3	4.3	4.4	4.2	32.1	27.6	25.8	0.8	0.8	1.6	10.3	10.9	10.1
DCP-Alum Rock	6 to 12	580	642	677	1.2	1.4	2.2	4.3	3.7	3.1	90.0	89.1	88.9	1.4	2.5	1.9	86.7	91.6	79.5	33.3	29.0	22.9
Discovery I	K to 8	563	552	567	2.5	5.8	4.9	25.2	37.3	36.9	11.9	11.1	13.8	29.7	38.4	36.0	6.4	6.0	7.9	13.1	9.6	6.7
Discovery II	TK to 8	444	540	550	3.2	3.7	4.0	14.9	18.0	16.7	15.3	20.6	19.6	41.4	42.8	43.6	7.7	4.8	9.6	6.3	7.0	6.7
The Legacy Academy	6 to 8	N/A	N/A	N/A	N/A	N/A	N/A	N/A	N/A	N/A	N/A	N/A	N/A	N/A	N/A	N/A	N/A	N/A	N/A	N/A	N/A	N/A
Opportunity Youth Academy	Ages 16-24	N/A	192	222	N/A	3.6	2.3	N/A	0	1.4	N/A	8.8	89.6	N/A	7.3	5	N/A	50.5	88.3	N/A	32.3	28.4
Rocketship Alma Academy	TK to 5	562	537	513	3.4	4.1	4.7	6.8	7.3	5.8	85.1	83.2	86.4	0.9	1.1	1.2	92.5	85.5	88.7	45.6	47.7	48.1
Rocketship Brilliant Minds	TK to 5	584	607	569	0.9	2.0	0.9	13.4	12.0	11.8	80.7	76.8	82.1	0.5	1.0	0.2	84.6	84.2	78.9	56.5	56.0	58.2
Rocketship Discovery Prep	TK to 5	513	482	505	1.6	2.5	1.0	8.6	10.0	11.9	83.0	78.0	81.0	2.5	2.1	1.4	89.9	84.9	85.5	52.4	57.5	61
Rocketship Fuerza	TK to 5	589	622	614	1.0	1.1	0.8	9.2	11.3	12.7	84.9	81.2	81.1	0.8	0.8	0.7	82.2	77.2	82.4	50.6	52.3	57
Rocketship Los Sueños	TK to 5	581	498	483	2.1	1.8	1.4	7.6	6.6	8.7	87.8	88.0	85.3	0.5	0.2	0.8	90.7	88.6	89.2	55.9	51.4	59.2
Rocketship Mateo Sheedy	TK to 5	623	591	569	6.1	6.6	5.6	2.4	2.7	3.5	87.5	86.3	87.0	1.0	0.7	0.4	90.9	89.8	89.5	50.4	50.3	40.8
Rocketship Rising Stars	TK to 4	N/A	465	561	N/A	3.9	2.5	N/A	17.4	21	N/A	68.4	66.1	N/A	1.3	0.7	N/A	78.3	82.2	N/A	57.8	62.9
Rocketship Sí Se Puede	K to 5	581	508	439	0.5	0.4	0.5	9.0	9.4	9.3	87.1	86.8	87.2	0.3	0.4	0.5	90.5	89.8	87.9	59.4	55.1	65.8
Spark Charter	K to 8	144	180	247	0.0	0.0	2.0	3.5	30.6	42.1	15.3	19.4	10.1	2.1	26.7	30.8	11.1	8.9	8.9	21.5	22.2	17.8
Summit: Denali	6 to 11	321	411	482	1.6	1.0	1.2	19.3	19.5	17.6	38.3	33.6	30.7	27.4	30.4	32.8	34.9	27.7	27.0	12.5	9.2	9.5
Summit: Tahoma	9 to 12	275	301	342	2.5	2.7	2.6	13.8	13.3	12.9	50.5	44.2	42.1	15.3	18.9	22.8	49.1	42.9	33.0	6.5	8.0	9.1
Sunrise Middle School	6 to 8	148	188	210	1.4	0.0	0.0	2.0	4.3	2.9	89.9	91.5	90.0	1.4	1.1	1.0	97.3	93.1	88.6	41.9	39.9	45.2
University Prep Academy	7 to 12	593	616	656	8.1	8.9	8.8	34.7	36.4	40.1	30.7	28.9	28.8	20.1	18.3	15.2	14.2	20.9	27.3	1.9	4.1	5.5
Voices: Morgan Hill	TK to 4	84	138	186	0.0	0.0	0.0	2.4	0.7	0.0	90.5	94.2	97.3	6.0	4.3	2.2	75.0	70.3	84.4	79.8	71.7	74.7
Voices: Mount Pleasant	TK to 4	104	162	217	2.9	2.5	1.4	0.0	0.0	0.0	58.7	93.8	95.4	1.9	1.2	1.4	66.3	67.3	79.7	75.0	64.2	55.3
		9,243*	9,863	10,171	2.1	3.0	2.2	11.4	16.7	14.1	9.3	12.1	10.3	63.2	60.1	66.1	63.2	60.2	64.0	39.0	36.5	39.1

Source: California Department of Education, available at <http://dq.cde.ca.gov/dataquest>

*Total includes enrollment from Leadership Public Schools, Magnolia Science Academy, and Silicon Valley Flex which closed in 2016.

Santa Clara County District Demographics

District	Enrollment			African American			Asian			Hispanic/Latino			White			SES			EL		
	15-16	16-17	17-18	15-16	16-17	17-18	15-16	16-17	17-18	15-16	16-17	17-18	15-16	16-17	17-18	15-16	16-17	17-18	15-16	16-17	17-18
				%			%			%			%			%			%		
Alum Rock Union Elementary	12,068	11,624	11,270	1.5	1.3	1.2	11.3	11.5	11.7	79.0	78.8	78.9	1.9	1.7	1.7	87.7	86.7	83.6	47.4	43.9	41.0
Berryessa Union Elementary	7,452	7,296	7,102	1.8	1.8	1.7	49.1	49.7	50.4	23.6	23.6	23.4	5.3	5.2	5.3	35.6	33.8	35.7	34.4	33.7	37.4
Cambrian	3,358	3,514	3,591	2.8	2.6	2.4	17.1	17.2	18.2	25.1	23.1	22.3	44.9	44.1	42.9	17.0	17.1	18	14.7	13.1	14.0
Campbell Union	7,600	7,465	7,298	3.7	3.5	3.4	12.6	13.2	14.1	47.9	47.1	47.1	24.4	24.2	23.2	44.5	42.8	45	31.6	31.5	29.9
Campbell Union High	7,676	7,810	8,043	2.9	2.6	2.5	12.6	14.4	16.3	34.5	34.4	34.8	41.7	40.3	38.3	24.3	25.3	28.9	9.3	8.4	8.4
Cupertino Union	18,948	18,598	18,017	0.7	0.6	0.6	73.1	73.8	73.6	5.1	5.0	5.0	16.2	15.3	15.0	4.3	4.5	6.7	10.7	12.1	15.8
East Side Union High	26,684	27,049	27,263	2.5	2.4	2.3	29.9	31.2	32.4	51.8	51.6	50.8	5.9	5.3	4.9	57.9	57.4	59.2	20.2	19.9	20.8
Evergreen Elementary	12,282	11,794	11,385	1.5	1.4	1.3	53.2	54.0	55.2	26.3	25.3	24.4	6.4	6.4	5.8	33.2	30.9	32.3	23.8	22.7	25.7
Franklin-McKinley Elementary	11,114	10,735	10,596	1.4	1.5	1.5	30.3	31.0	31.1	61.2	60.2	60.2	1.5	1.7	1.6	81.6	78.0	76.2	48.6	46.6	45.0
Fremont Union High	10,736	10,869	11,140	1.1	0.9	0.8	56.1	57.7	59.1	15.9	15.0	14.6	19.3	18.0	17.4	14.7	13.5	16.6	7.7	7.8	7.7
Gilroy Unified	11,852	11,959	11,834	1.1	1.3	1.2	3.7	3.9	3.9	70.3	70.1	69.9	18.4	17.7	16.7	59.2	57.9	57.9	23.8	23.0	22.7
Lakeside Joint	88	86	74	0.0	0.0	0.0	5.7	5.8	5.4	19.3	15.1	12.2	52.2	55.8	64.9	8.0	7.0	9.5	20.5	8.1	4.1
Loma Prieta Elementary	491	507	505	0.4	0.4	0.4	5.1	4.3	3.8	5.4	8.5	9.1	78.2	74.0	72.9	3.1	4.7	5.5	1.2	1.2	3.0
Los Altos Elementary	4,638	4,527	4,403	0.5	0.5	0.5	31.1	31.9	33.6	7.4	8.0	7.6	47.8	47.3	45.4	4.8	5.5	6.2	12.5	12.7	13.1
Los Gatos Union Elementary	3,335	3,263	3,163	0.5	0.6	0.4	15.8	17.4	18.0	7.1	7.6	7.9	68.6	67.4	65.4	2.2	2.3	4.9	3.9	3.5	3.7
Los Gatos-Saratoga Joint Union High	3,311	3,368	3,425	0.4	0.4	0.4	29.5	30.6	30.2	7.9	7.2	7.5	51.6	50.9	50.5	3.2	2.3	4.2	1.9	1.4	1.3
Luther Burbank	528	520	517	2.3	2.1	1.9	0.7	0.4	0.6	90.9	92.5	91.9	3.4	2.1	2.3	93.6	91.0	67.5	74.1	74.8	72.3
Milpitas Unified	10,291	10,260	10,318	2.2	2.1	2.1	46.1	47.9	48.9	20.7	20.4	20.4	6.6	6.1	5.4	33.9	33.7	34.9	27.7	24.7	24.3
Moreland	4,810	4,780	4,805	2.5	2.4	2.6	26.8	28.9	30.7	32.6	31.4	31.2	27.1	26.8	25.0	30.1	29.7	31.8	30.2	28.2	28.0
Morgan Hill Unified	9,135	9,137	9,133	1.9	1.8	1.7	8.1	8.4	8.5	50.1	50.0	50.0	33.3	32.5	31.3	39.9	37.8	39.7	16.6	15.5	14.6
Mountain View Whisman	5,084	5,125	5,132	1.6	1.5	1.5	12.9	14.5	15.5	41.6	39.8	37.7	28.9	30.2	30.8	37.3	34.9	34.5	28.8	25.6	24.4
Mountain View-Los Altos Union High	4,028	4,101	4,304	1.4	1.6	1.2	21.9	22.0	23.0	26.1	26.1	25.8	44.6	41.8	40.1	18.1	18.2	21.3	9.0	7.8	6.6
Mt. Pleasant Elementary	2,445	2,371	2,333	2.3	2.0	1.9	14.3	14.2	14.2	73.5	73.8	74.2	3.0	3.3	3.2	83.0	78.0	77.5	47.1	47.4	47.1
Oak Grove Elementary	10,632	10,362	10,305	3.8	3.6	3.4	20.1	19.9	20.1	47.7	48.1	47.9	18.4	17.9	17.6	45.8	42.5	43.9	29.1	29.2	29.5
Orchard Elementary	908	894	875	3.2	3.4	4.8	36.1	34.8	35.2	37.8	37.9	36.0	5.3	6.3	6.9	55.0	51.2	52.6	43.0	44.3	48.0
Palo Alto Unified	12,485	12,287	12,249	2.0	1.8	1.7	35.2	34.8	35.4	11.5	12.3	12.9	41.3	40.2	38.6	8.6	10.0	11.4	10.3	11.6	10.5
Santa Clara COE	10,795	11,357	11,645	2.7	3.0	2.8	15.0	16.7	17.9	59.9	60.1	59.4	12.5	12.1	12.0	57.8	57.5	57.8	35.0	36.5	36.5
Santa Clara Unified	15,388	15,409	15,509	3.0	2.9	2.7	26.4	27.6	29.0	35.7	35.1	34.5	21.2	20.9	20.4	41.4	37.8	42.4	25.4	25.0	25.5
San José Unified	32,454	32,004	31,713	2.7	2.5	2.5	12.9	13.1	13.3	53.3	53.3	52.8	24.2	24.1	24.0	47.2	47.2	47.9	22.0	21.8	22.1
Saratoga Union Elementary	2,000	1,906	1,817	0.1	0.2	0.1	55.8	55.7	57.5	3.5	3.7	4.2	30.4	29.6	26.9	0.9	1.3	2.4	5.8	6.1	7.0
Sunnyvale	6,640	6,536	6,575	1.6	1.3	1.3	27.5	26.9	29.2	31.6	30.1	28.3	22.9	22.3	23.0	38.7	33.1	36.2	36.2	31.9	31.3
Union Elementary	5,692	5,751	5,793	1.4	1.2	1.1	21.1	23.6	25.9	15.6	16.1	16.3	50.7	47.8	44.9	10.9	10.9	11.6	13.5	12.4	11.9
Santa Clara County	274,948	273,264	272,132	2.0	1.9	1.9	28.5	29.1	29.8	38.9	38.7	38.4	20.1	20.1	19.6	39.6	33.1	39.8	23.3	22.4	22.8

Student Performance

Based on the Local Control Funding Formula (LCFF), which was passed in 2013, California has a new accountability system that is based on multiple measures. These measures are used to determine Local Educational Agency (LEA) and school progress towards meeting the needs of its students. The measures are based on factors that contribute to a quality education, including high school graduation rates, college/career readiness, student test scores, English Learner (EL) progress, suspension rates, and parent engagement. Performance on these multiple measures will be reported through the California School Dashboard (see pages 10-11). The table below reflects the year-to-year student performance in the English Language Arts (ELA) on the Smarter Balanced Summative Assessments (SBAC) for the past three years.

School	ENGLISH LANGUAGE ARTS (ELA)											
	ALL			SES			EL			Hispanic/Latino		
	15-16	16-17	17-18	15-16	16-17	17-18	15-16	16-17	17-18	15-16	16-17	17-18
	% met/exceed standards			% met/exceed standards			% met/exceed standards			% met/exceed standards		
Ace Empower Academy	23	21	17	23	20	16	8	10	6	23	21	16
Alpha: José Hernández Middle	34	34	31	34	33	29	16	18	14	32	32	29
Bullis Charter	96	94	93	*	*	*	69	70	73	87	81	79
Discovery Charter I	71	69	73	37	32	50	24	14	*	45	43	45
Discovery Charter II	57	57	65	40	29	*	*	*	25	42	46	44
Downtown College Prep - Alum Rock	35	35	35	32	36	32	10	12	6	32	33	33
The Legacy Academy ***	*	*	*	*	*	*	*	*	*	*	*	*
Opportunity Youth Academy**	*	19	10.5	*	22	12.5	*	*	*	*	11	10
Rocketship Alma Academy	37	41	47	35	38	46	15	14	24	34	36	43
Rocketship Academy Brilliant Minds	36	37	41	31	35	41	14	16	25	25	32	35
Rocketship Discovery Prep	48	46	45	46	46	53	26	27	28	45	42	38
Rocketship Fuerza Community Prep	40	39	56	36	38	52	25	22	44	37	35	51
Rocketship Los Sueños Academy	30	37	41	30	35	39	13	15	23	26	33	39
Rocketship Mateo Sheedy Elementary	44	47	49	43	45	48	29	22	25	42	43	46
Rocketship Rising Stars**	*	39	46	*	39	42	*	28	37	*	30	38
Rocketship Sí Se Puede Academy	38	37	37	36	33	34	20	16	25	32	31	31
Spark Charter	73	58	66	*	*	*	*	40	56	31	27	54
Summit Public School: Denali	67	72	73	34	39	37	15	11	13	39	49	43
Summit Public School: Tahoma	81	83	76	74	69	64	*	*	*	76	74	67
Sunrise Middle	38	41	46	38	42	46	20	15	18	37	41	46
Voices College-Bound Language Academy at Morgan Hill ****	*	*	39	*	*	36	*	*	30	*	*	36
Voices College-Bound Language Academy at Mt.Pleasant ****	*	*	43	*	*	38	*	*	27	*	*	44
University Preparatory Academy Charter	78	79	79	73	60	60	*	12	35	63	62	58

Alum Rock School District	37	38	39	34	34	35	14	10	7	31	32	34
Franklin-McKinley School District	46	45	45	41	40	38	12	8	8	31	30	30
San José Unified School District	54	54	56	33	33	34	11	9	11	35	35	37
East Side Union High School District	62	66	61	42	56	48	8	12	9	46	48	44
Morgan Hill Unified School District	52	50	49	31	39	29	11	3	6	36	34	34
COUNTY	62	62	63	38	38	39	19	18	18	37	37	38
STATE	49	48	50	35	36	38	13	12	13	37	37	39

*Amount not available or subgroup not numerically significant **Opened Fall 2016 ***Opened Fall 2018 ****First Year Students Tested

Source: 2017-2018 <https://caaspp.cde.ca.gov/sb2018/default>

Student Performance

Based on the Local Control Funding Formula (LCFF), which was passed in 2013, California has a new accountability system that is based on multiple measures. These measures are used to determine Local Educational Agency (LEA) and school progress towards meeting the needs of its students. The measures are based on factors that contribute to a quality education, including high school graduation rates, college/career readiness, student test scores, English Learner (EL) progress, suspension rates, and parent engagement. Performance on these multiple measures will be reported through the California School Dashboard (see pages 10-11). The table below reflects the year-to-year student performance in Math on the Smarter Balanced Summative Assessments (SBAC) for the past three years.

School	MATHEMATICS											
	ALL			SES			EL			Hispanic/Latino		
	15-16	16-17	17-18	15-16	16-17	17-18	15-16	16-17	17-18	15-16	16-17	17-18
	% met/exceed standards			% met/exceed standards			% met/exceed standards			% met/exceed standards		
Ace Empower Academy	19	20	23	19	20	22	7	8	11	19	20	22
Alpha: José Hernández Middle	26	26	20	25	26	18	15	13	8	22	23	16
Bullis Charter	97	94	93	*	*	*	88	85	73	87	73	79
Discovery Charter I	72	72	73	40	32	63	43	38	*	42	49	43
Discovery Charter II	51	49	60	26	29	*	*	*	25	24	30	48
Downtown College Prep - Alum Rock	28	20	16	25	20	13	12	5	1	25	17	14
The Legacy Academy ***	*	*	*	*	*	*	*	*	*	*	*	*
Opportunity Youth Academy**	N/A	0	0	N/A	0	0	N/A	*	*	N/A	0	0
Rocketship Alma Academy	56	52	44	55	49	43	33	24	28	54	47	39
Rocketship Academy Brilliant Minds	46	43	46	43	41	44	30	29	32	41	37	40
Rocketship Discovery Prep	55	49	57	54	49	54	27	27	39	52	44	50
Rocketship Fuerza Community Prep	44	47	57	38	45	54	30	24	46	40	41	52
Rocketship Los Sueños Academy	34	51	46	34	50	43	21	31	30	31	49	43
Rocketship Mateo Sheedy Elementary	43	60	62	42	48	63	33	38	43	42	58	60
Rocketship Rising Stars**	*	44	69	*	42	70	*	35	60	*	36	63
Rocketship Sí Se Puede Academy	53	52	56	51	48	53	41	35	46	47	46	51
Spark Charter	65	55	65	*	*	*	*	33	63	23	14	50
Summit Public School: Denali	60	65	68	23	25	30	18	15	16	25	30	30
Summit Public School: Tahoma	31	46	40	22	17	28	*	*	*	22	22	17
Sunrise Middle	21	25	26	20	26	26	15	9	12	20	24	25
Voices College-Bound Language Academy at Morgan Hill ****	*	*	58	*	*	56	*	*	52	*	*	56
Voices College-Bound Language Academy at Mt.Pleasant ****	*	*	59	*	*	57	*	*	38	*	*	61
University Preparatory Academy Charter	67	68	69	46	41	45	*	0	21	37	29	37

Alum Rock School District	28	31	30	25	27	27	13	13	8	22	24	24
Franklin-McKinley School District	39	40	38	35	35	32	14	13	12	23	23	21
San José Unified School District	42	44	44	20	20	21	8	7	9	21	22	22
East Side Union High School District	39	41	40	28	31	27	9	11	12	16	16	15
Morgan Hill Unified School District	41	40	40	21	21	20	12	4	7	26	23	24
COUNTY	56	55	56	29	29	31	22	21	21	26	26	27
STATE	37	38	39	23	25	26	12	12	13	24	25	27

*Amount not available or subgroup not numerically significant **Opened Fall 2016 ***Opened Fall 2018 ****First year students tested

Source: 2017-2018 <https://caaspp.cde.ca.gov/sb2018/default>

2017-18 California Dashboard Charter Information

This information reflects the performance on the multiple measures through the California School Dashboard for SCCOE authorized charter schools. The new accountability system reflects a clear expectation that all LEAs and schools can, and should, improve and emphasizes equity by focusing on student group performance. This multiple measures system replaces the former Academic Performance Index (API), which was based solely on testing results, and the federal requirement to calculate Adequate Yearly Progress (AYP). (California has transitioned to a new English Learner proficiency assessment. Performance level (color) is not available).

School District Name	Priority 1 Basics	Priority 2 State Standards	Priority 3 Parent Engagement	Priority 4 Achievement			Priority 5 Pupil Engagement		Priority 6 School Climate		Priority 7 Access	Priority 8 Outcomes
	LOCAL	LOCAL	LOCAL	ELA	Math	EL	Grad Rate	Chronic Absence	Suspension Rate	LOCAL	College Career	College Career
ACE Empower Academy	MET	MET	MET	↔	↑		N/A	17.30%	9.50%	MET	MET	N/A
Alpha Public Schools: José Hernández Middle School	MET	MET	MET	↓	↓		N/A	19.70%	9.20%	MET	MET	N/A
Bullis Charter School	MET	MET	MET	↓	↔		N/A	1.5%	.70%	MET	MET	N/A
Discovery Charter School I	MET	MET	MET	↑	↑		N/A	6.10%	.70%	MET	MET	N/A
Discovery Charter School II	MET	MET	MET	↑	↑		N/A	11.6%	1.80%	MET	MET	N/A
Downtown College Prep - Alum Rock	MET	MET	MET	↔	↓		78.90%	15.55%	3.40%	MET	MET	N/A
The Legacy Academy*	N/A	N/A	N/A	N/A	N/A		N/A	N/A	N/A	N/A	N/A	N/A
Opportunity Youth Academy** (OYA)	MET	MET	MET	N/A	N/A		N/A	N/A	N/A	MET	NOT MET	N/A
Rocketship Alma Academy	MET	MET	MET	↑	↓		N/A	14.7%	0%	MET	MET	N/A
Rocketship Brilliant Minds	MET	MET	MET	↔	↔		N/A	12.20%	3.90%	MET	MET	N/A
Rocketship Discovery Prep	MET	MET	MET	↑	↓		N/A	15.70%	2%	MET	MET	N/A
Rocketship Fuerza	MET	MET	MET	↑	↓		N/A	7.50%	0.20%	MET	MET	N/A
Rocketship Los Sueños	MET	MET	MET	↑	↓		N/A	15.10%	6.60%	MET	MET	N/A
Rocketship Mateo Sheedy	MET	MET	MET	↔	↑		N/A	7.30%	1%	MET	MET	N/A
Rocketship Rising Stars**	MET	MET	MET	↑	↑		N/A	15.10%	4.10%	MET	MET	N/A
Rocketship Sí Se Puede	MET	MET	MET	↑	↑		N/A	13.40%	2.10%	MET	MET	N/A
Spark Charter School	NOT MET	NOT MET	NOT MET	↑	↑		N/A	6.10%	0%	NOT MET	NOT MET	N/A
Summit Public Schools: Denali	MET	MET	MET	↑	↑		N/A	6.20%	4.30%	MET	MET	N/A
Summit Public Schools: Tahoma	MET	MET	MET	↓	↓		83.6%	N/A	4.70%	MET	MET	N/A
Sunrise Middle School	MET	MET	MET	↑	↑		N/A	11.40%	9.30%	MET	MET	N/A
University Prep Academy	MET	MET	MET	↑	↑		100%	0%	0.30%	MET	MET	N/A
Voices College-Bound Language Academy at Morgan Hill	MET	MET	MET	N/A	N/A		N/A	11.80%	0%	MET	MET	N/A
Voices College-Bound Language Academy at Mt. Pleasant	MET	MET	MET	N/A	N/A		N/A	14.50%	0.40%	MET	MET	N/A

* Opened 2018-2019 ** Opened 2016-2017

Source: <https://www.caschooldashboard.org/#/Home>

Student Group Report shows the performance of all students and each student group on the state indicators. Arrows represent if performance levels for ALL students (indicated by colors) increased, decreased or maintained from 2016-2017 to 2017-2018.

- Blue/Green (i.e., meeting and exceeding standards)
- Yellow (near)
- Red/Orange (below)
- ↔ Maintained
- ↑ Increased
- ↓ Decreased
- ↑↑ Increased significantly
- ↓↓ Decreased significantly

Special Education: Students with Individualized Education Plans (IEP) Enrolled in SCCOE Charter Schools 2017-2019

As public schools, charter schools are required to enroll and serve students with disabilities in the same manner as traditional public schools. In 2017-2018, eight charter schools used the SCCOE for Special Education purposes, with the delivery of Special Education services coordinated and monitored by the SCCOE. Thirteen schools are Local Education Agencies (LEAs) for Special Education purposes and members of the El Dorado Charter Special Education Local Plan Area (SELPA), which is directly responsible for Special Education services and oversight by the El Dorado SELPA. Two charter schools are LEAs for Special Education services with oversight by the Sonoma County Office of Education. Overall, 968 students with IEP's (9.5%) attended charter schools.

School	2017-2018 (12/1/2017 count) ⁽⁴⁾				2018-2019 (12/1/2018 count) ^(1,2,3,4)		
	Enrollment	Charter School Students with IEPs	Student with IEPs		Charter School Students with IEPs		
		#	% in Charter	% in District	Enrollment	#	%
Bullis Charter	879	63	7	8.7	915	61	7
Discovery I	567	64	11	9.4	566	71	13
Discovery II	550	83	15	10.5	584	82	14
DCP-Alum Rock	677	81	12	10.9	668	69	10
The Legacy Academy	0	0	0	0	12	5	42
OYA	222	36	16	10.3	291	58	20
Spark Charter	247	20	8	9.3	0	0	0
University Prep Academy	656	15	2	10.5	684	22	3
SubTotal (SCCOE Spe.Ed.)¹	3,798	362	10	9.9	2,733	363	13
Ace Empower Academy	337	76	23	10.9	301	60	20
Alpha José Hernández	346	40	12	10.9	277	38	14
Rocketship Alma Academy	513	46	9	10.5	522	61	12
Rocketship Brilliant Minds	569	39	7	10.9	586	66	11
Rocketship Discovery Prep	505	53	10	10.5	524	62	12
Rocketship Fuerza	614	42	7	10.9	628	52	8
Rocketship Los Sueños	483	45	9	10.9	454	59	13
Rocketship Mateo Sheedy	569	37	7	10.5	554	44	8
Rocketship Rising Stars	561	27	5	9.7	631	51	8
Rocketship Sí Se Puede	439	41	9	10.9	430	58	13
Summit: Denali	482	61	13	9.3	575	100	17
Summit: Tahoma	342	46	13	10.3	379	65	17
Sunrise Middle School	210	15	7	10.5	243	36	15
SubTotal (El Dorado SELPA)²	5,970	568	10	10.4	8,185	936	11
Voices: Morgan Hill	186	24	13	11.3	247	35	14
Voices: Mount Pleasant	217	14	6	12.6	261	18	7
Sub Total (Sonoma COE SELPA)³	403	38	9	12.0	508	53	10
Total	10,171	968	10		11,426	1,352	12

¹⁾ Source: SCCOE SELPA - Dec. 1, 2018 CASEMIS Report

²⁾ Source: El Dorado Charter SELPA - Dec. 1, 2018 CASEMIS Report

³⁾ Source: Sonoma Charter SELPA Dec 1, 2018 CASEMIS Report

⁴⁾ Source: 2017 -2018 CDE/dataquest - calculated by SCCOE

Charter School Suspension & Expulsion Report

This report provides an unduplicated count of students involved in one or more incidents during the academic year and were subsequently suspended or expelled from school. In calculating suspension/expulsion, students who were suspended/expelled multiple times are only counted once in the totals.

School	Grades	2015-16 Enrollment	2016-2017 Enrollment	2017-2018 Enrollment	2015 - 2016		2016-2017		2017-2018	
					Suspension % Rate	Expulsion % Rate	Suspension % Rate	Expulsion % Rate	Suspension % Rate	Expulsion % Rate
Ace Empower Academy	5 to 8	351	359	337	11.5	0	16.1	0	9.5	0
Alpha José Hernández	5 to 8	328	447	346	7.5	0.6	9.2	0	9.2	0
Bullis Charter	TK to 8	744	825	879	0	0	0	0	0.7	0
Discovery I	K to 8	563	552	550	0.7	0	0.2	0	0.7	0
Discovery II	TK to 8	444	540	677	0.6	0	0.9	0	1.8	0.17
DCP-Alum Rock	6 to 12	580	642	567	9.2	0.2	4.2	0.14	3.4	0
The Legacy Academy	6 to 8	N/A	N/A	N/A	N/A	N/A	N/A	N/A	N/A	N/A
Opportunity Youth Academy	Ages 16-24	N/A	192	222	0	0	0	0	0	0
Rocketship Alma Academy	TK to 5	562	537	513	0.7	0	1.6	0	0	0
Rocketship Brilliant Minds	TK to 5	584	607	569	0.5	0	2.4	0	3.9	0
Rocketship Discovery Prep	TK to 5	513	482	505	4.5	0	2.7	0	2	0
Rocketship Fuerza	TK to 5	589	622	614	0.8	0	1.5	0	0.2	0
Rocketship Los Sueños	TK to 5	581	498	483	2.7	0	5.4	0	6.6	0
Rocketship Mateo Sheedy	TK to 5	623	591	569	2.4	0	0.6	0	1	0
Rocketship Rising Stars	TK to 4	N/A	465	561	N/A	N/A	3.9	0	4.1	0
Rocketship Sí Se Puede	K to 5	581	508	439	1.4	0	2.2	0	0.6	0
Spark Charter	K to 8	144	180	247	N/A	N/A	0.5	0	0	0
Summit: Denali	6 to 12	321	411	482	3.6	0.3	3.4	0.24	4.3	0.2
Summit: Tahoma	9 to 12	275	301	342	3.1	0.3	1.2	0	4.7	0
Sunrise Middle School	6 to 8	148	188	210	9.8	0	9.6	0	9.3	0
University Prep Academy	7 to 12	593	616	656	0	0	0.5	0	0.3	0.15
Voices: Morgan Hill	TK to 8	84	138	186	0	0	0	0	0	0
Voices: Mount Pleasant	TK to 8	104	162	217	0	0	1.1	0	0.4	0
SCCOE Authorized Charter Schools Total		9,243*	9,863	10,171	2.7	0	3.1	0.0	2.7	0.0
Santa Clara County		274,948	273,264	272,132	2.5	0.04	2.5	0.05	2.5	0.4
State		6,418,044	6,228,235	6,220,413	3.7	0.09	3.6	0.09	3.5	0.8

Source: California Department of Education, available at <http://dq.cde.ca.gov/dataquest>

*Total includes enrollment for Leadership Public Schools, Magnolia Science Academy, and Silicon Valley Flex which closed in 2016.

2017-2018 Charter School Financial Status

School	Annual ADA	Revenues	Expenditures	Change in Net Assets	Beginning Net Assets	Ending Net Assets	Expenditures/ADA	District of Physical Location	District General Fund Expenditures/ADA	Expenditures/ADA \$ Difference
ACE Empower Academy	313.01	\$4,764,427	\$4,678,958	(\$156,865)	\$634,977	\$478,112	\$14,948	Alum Rock Union Elementary School District	\$14,649	\$299
Alpha: José Hernández	310.40	\$3,935,275	\$3,786,358	\$148,917	\$1,438,850	\$1,587,767	\$12,198	Alum Rock Union Elementary School District	\$14,649	(\$2,451)
Bullis Charter School	850.07	\$11,312,222	\$11,281,769	\$30,453	\$1,104,039	\$1,134,492	\$13,272	Los Altos School District	\$14,849	(\$1,577)
Discovery I	542.25	\$5,953,928	\$5,841,404	\$112,524	\$2,879,260	\$2,991,784	\$10,773	Moreland School District	\$11,897	(\$1,124)
Discovery II	519.10	\$5,214,543	\$5,418,489	(\$203,946)	(\$426,426)	(\$630,372)	\$10,438	San José Unified School District	\$11,766	(\$1,328)
DCP- Alum Rock	631.94	\$8,622,254	\$7,746,556	\$875,698	\$2,293,528	\$3,169,226	\$12,258	Alum Rock Union Elementary School District	\$14,649	(\$2,391)
Opportunity Youth Academy ²	120.39	\$2,842,203	\$2,842,203	\$0	\$0	\$0	\$23,608	Santa Clara County Office of Education	\$12,307	\$11,301
Rocketship: Alma ¹	487.72	\$6,117,356	\$6,152,129	(\$34,773)	\$2,214,156	\$2,179,383	\$12,614	San José Unified School District	\$11,766	\$848
Rocketship: Brilliant Minds ¹	535.95	\$7,626,464	\$7,302,125	\$324,339	\$1,294,037	\$1,618,376	\$13,625	Alum Rock Union Elementary School District	\$14,649	(\$1,024)
Rocketship: Discovery Prep ¹	471.36	\$6,222,460	\$6,296,114	(\$73,654)	\$574,932	\$501,278	\$13,357	San José Unified School District	\$11,766	\$1,591
Rocketship: Fuerza	586.65	\$7,784,660	\$7,258,535	\$526,125	(\$68,496)	\$457,629	\$12,373	Alum Rock Union Elementary School District	\$14,649	(\$2,276)
Rocketship: Los Sueños	448.34	\$6,301,218	\$6,136,424	\$164,794	\$2,488,089	\$2,652,883	\$13,687	Alum Rock Union Elementary School District	\$14,649	(\$962)
Rocketship: Mateo Sheedy	543.71	\$6,887,334	\$6,371,701	\$515,633	\$2,508,515	\$3,024,148	\$11,719	San José Unified School District	\$11,766	(\$47)
Rocketship: Rising Stars	529.96	\$7,141,893	\$6,332,676	\$809,217	\$264,663	\$1,073,880	\$11,949	Alum Rock Union Elementary School District	\$14,649	(\$2,700)
Rocketship: Si Se Puede	414.09	\$5,848,691	\$5,818,937	\$29,754	\$3,432,347	\$3,462,101	\$14,052	Alum Rock Union Elementary School District	\$14,649	(\$597)
Spark Charter School	239.51	\$2,670,602	\$2,660,239	\$10,363	\$113,116	\$123,479	\$11,107	Sunnyvale Elementary School District	\$13,853	(\$2,746)
Summit: Denali ¹	455.64	\$5,133,506	\$4,909,957	\$223,549	\$247,233	\$470,782	\$10,776	Fremont Union High School District	\$14,212	(\$3,436)
Summit: Tahoma	319.76	\$3,579,518	\$3,371,709	\$207,809	\$777,998	\$985,807	\$10,544	East Side Union High School District	\$11,967	(\$1,423)
Sunrise Middle School	204.34	\$2,509,205	\$2,479,263	\$29,942	\$774,526	\$804,468	\$12,133	San José Unified School District	\$11,766	\$367
University Prep Academy ¹	634.36	\$6,555,757	\$6,210,177	\$345,580	\$2,696,195	\$3,041,775	\$9,790	San José Unified School District	\$11,766	(\$1,976)
Voices: Morgan Hill	182.48	\$2,397,756	\$2,281,183	\$116,573	\$366,443	\$483,016	\$12,501	Morgan Hill Unified School District	\$10,488	\$2,013
Voices: Mt. Pleasant	202.83	\$2,924,045	\$2,748,887	\$175,158	\$375,342	\$550,500	\$13,553	Mt. Pleasant Elementary School District	\$13,480	\$73
TOTAL		\$122,345,317	\$117,925,793							

¹Countywide ²Dependent Charter

Source: Charter information obtained from FY 2017-18 financial audit

District Information obtained from the California Department of Education (CDE)

ACE Empower Academy

Principal: Jahsve Worthy • CMO: ACE Charter Schools



Academic Year 2018-2019 • Current Grade Span: 5-8

Fast Facts

District Appeal or Countywide:	District Appeal (ARUSD)
Authorization Date by SCCBOE:	2007
Opened:	2008
Renewal(s):	2011, 2016
Current Charter Term:	2016-2021

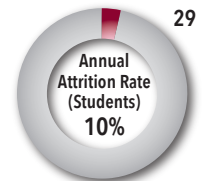

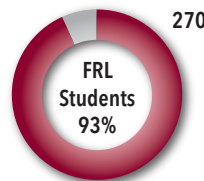
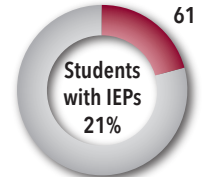
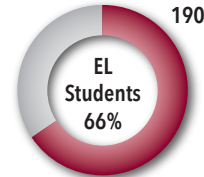
Data Reported by School as of February 1, 2019.

Financial Data

Average Site Administrator Salary	\$119,092
Average Teacher Salary	\$61,401
Average Classified Staff Salary	\$46,982
Average per Pupil Cost	\$14,770
CMO Rate	10%
CMO Fee	\$465,500
Facility Cost	\$413,766
Facility - Leased/Owned	Owned
Participates in STRS	Yes
Participates in PERS	No
Other Retirement Benefits	401(k)
Annual Teacher Attrition Rate (Teachers Not Returning/Total Teachers)	20%



Students Enrolled
289
Students on Wait List
0



Number of students who could return but did not/number of students who could have returned.

Student to Teacher Ratio
Grades 4-8 17:1

Teachers

African American	3
Asian	2
Caucasian	0
Hispanic/Latino	10
Other	2
Total	17
Average Tenure Teaching	N/A
Average Tenure at Site	2.86

Administrators

African American	0
Asian	0
Caucasian	1
Hispanic/Latino	2
Other	0
Total	3
Years at Site	1.67

Other Support Staff

African American	0
Asian	0
Caucasian	1
Hispanic/Latino	11
Other	0
Total	12
Average Tenure at Site	3.84

ACE EMPOWER ACADEMY

625 S. Sunset Ave. • San José, CA 95116 • Phone: 408-729-3920 • E-mail: jworthy@acecharter.org



Alpha Public Schools: José Hernández Middle School

Principal: Dr. Rosie Carlson • CMO: Alpha Public Schools

Academic Year 2018-2019 • Current Grade Span: 5-8

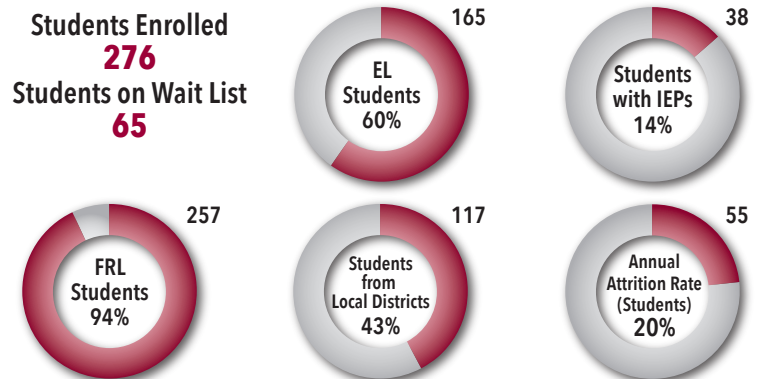
Fast Facts

District Appeal or Countywide:	District Appeal (ARUSD)
Authorization Date by SCCBOE:	2013
Opened:	2014
Renewal(s):	2016
Current Charter Term:	2017-2022

Data Reported by School as of February 1, 2019.

Financial Data

Average Site Administrator Salary	\$92,500
Average Teacher Salary	\$60,002
Average Classified Staff Salary	\$56,150
Average per Pupil Cost	\$13,741
CMO Rate	17%
CMO Fee	\$494,034
Facility Cost	\$195,591
Facility - Leased/Owned	Leased
Participates in STRS	No
Participates in PERS	No
Other Retirement Benefits	403(b) retirement for staff. Match up to 6% of base salary.
Annual Teacher Attrition Rate (Teachers Not Returning/Total Teachers)	41%



Number of students who could return but did not / number of students who could have returned.

Student to Teacher Ratio:
Grades 5 -8 23:1

Teachers

African American	1
Asian	2
Caucasian	3
Hispanic/Latino	3
Other	1
Total	10
Average Tenure Teaching	3
Average Tenure at Site	1.5

Administrators

African American	1
Asian	0
Caucasian	2
Hispanic/Latino	1
Other	1
Total	5
Average Tenure at Site	1

Other Support Staff

African American	1
Asian	3
Caucasian	1
Hispanic/Latino	8
Other	0
Total	13
Average Tenure at Site	1

ALPHA PUBLIC SCHOOLS: JOSÉ HERNÁNDEZ MIDDLE SCHOOL

1601 Cunningham Ave. • San José, CA 95112 • Phone: 408-780-1551 (ext. 303) • rcarlson@alphapublicschools.org

Bullis Charter School

Principal: Cynthia Britson • CMO: None



Academic Year 2018-2019 • Current Grade Span: TK-8

Fast Facts

District Appeal or Countywide:	District Appeal (LASD)
Authorization Date by SCCBOE:	2003
Opened:	2004
Renewal(s):	2007, 2012, 2016
Current Charter Term:	2017-2022

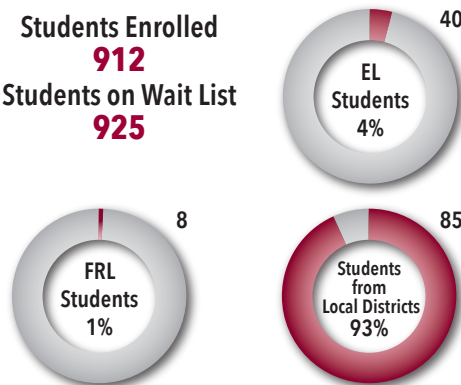
Data Reported by School as of February 1, 2019.

Financial Data

Average Site Administrator Salary	\$167,647
Average Teacher Salary	\$72,420
Average Classified Staff Salary	\$66,587
Average per Pupil Cost	\$14,074
Facility Cost	\$218,545
Facility - Leased/Owned	Leased
Participates in STRS	Yes
Participates in PERS	No
Other Retirement Benefits	Social Security
Annual Teacher Attrition Rate (Teachers Not Returning/Total Teachers)	27%



Students Enrolled
912
Students on Wait List
925



Number of students who could return but did not / number of students who could have returned.

Student to Teacher Ratio:

TK - K	21:1
Grades 1 - 3	21:1
Grades 4 - 8	26:1

Teachers

African American	0
Asian	14
Caucasian	47
Hispanic/Latino	3
Other	1
Total	65
Average Tenure Teaching	9.3
Average Tenure at Site	3.3

Administrators

African American	0
Asian	1
Caucasian	4
Hispanic/Latino	0
Other	0
Total	5
Years at Site	6.6

Other Support Staff

African American	1
Asian	4
Caucasian	16
Hispanic/Latino	5
Other	0
Total	26
Average Tenure at Site	3.1

BULLIS CHARTER SCHOOL

102 W. Portola Ave. • Los Altos, CA 94022 • Phone: 650-947-4100 • E-mail: cbritson@bullischarterschool.com



Discovery Charter School I

Principal: Debby Perry • CMO: Discovery Charter School

Academic Year 2018-2019 • Current Grade Span: K-8

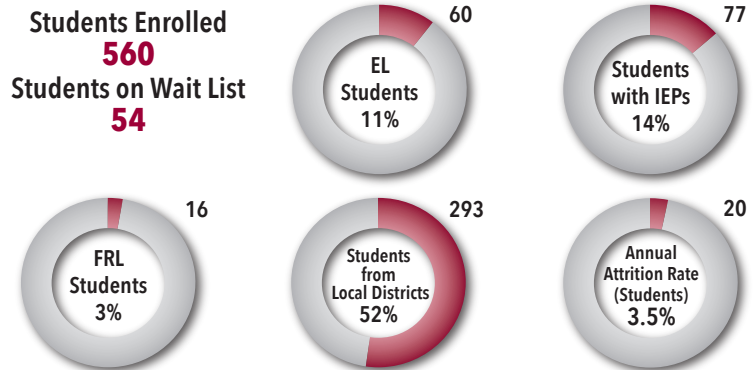
Fast Facts

District Appeal or Countywide:	District Appeal (MSD)
Authorization Date by SCCBOE:	2006
Opened:	2006
Renewal(s):	2009, 2014, 2019
Current Charter Term:	2019-2024

Data Reported by School as of February 1, 2019.

Financial Data

Average Site Administrator Salary	\$137,056
Average Teacher Salary	\$71,250
Average Classified Staff Salary	\$36,925
Average per Pupil Cost	\$10,913
Facility Cost	\$271,902
Facility - Leased/Owned	Leased
Participates in STRS	Yes
Participates in PERS	No
Other Retirement Benefits	403(b)
Annual Teacher Attrition Rate	7%
Teachers Not Returning/Total Teachers (Teachers Not Returning/Total Teachers)	



Number of students who could return but did not / number of students who could have returned.

Student to Teacher Ratio:

TK - Kinder	22:1
Grades 1 - 3	24:1
Grades 4 - 8	27:1

Teachers

African American	0
Asian	5
Caucasian	23
Hispanic/Latino	2
Other	0
Total	30
Average Tenure Teaching	14
Average Tenure at Site	10

Administrators

African American	0
Asian	1
Caucasian	1
Hispanic/Latino	0
Other	0
Total	2
Average Tenure at Site	12

Other Support Staff

African American	1
Asian	5
Caucasian	16
Hispanic/Latino	6
Other	0
Total	28
Average Tenure at Site	8

DISCOVERY CHARTER SCHOOL I

4021 Teale Ave. • San José, CA 95117 • Phone: 408-243-9800 • E-mail: dperry@discoveryk8.org

Discovery Charter School II

Principal: Miki Walker • CMO: Discovery Charter School



Academic Year 2018-2019 • Current Grade Span: TK-8


Fast Facts

District Appeal or Countywide:	District Appeal (SJUSD)
Authorization Date by SCCBOE:	2013
Opened:	2013
Renewal(s):	2018
Current Charter Term:	2018-2023

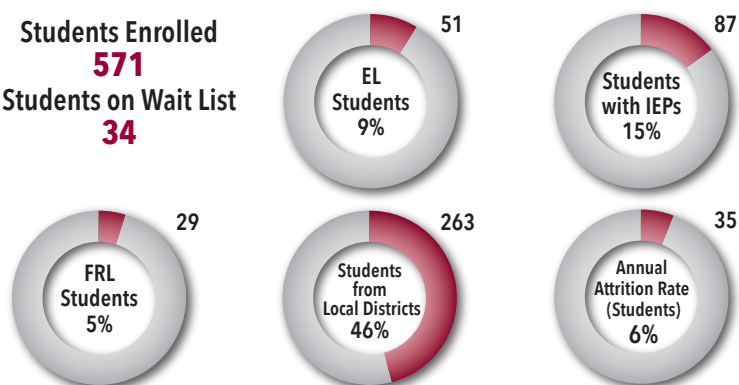
Data Reported by School as of February 1, 2019.

Financial Data

Average Site Administrator Salary	\$100,000
Average Teacher Salary	\$67,252
Average Classified Staff Salary	\$65,233
Average per Pupil Cost	\$10,005
Facility Cost	\$981,379
Facility - Leased/Owned	Leased
Participates in STRS	Yes
Participates in PERS	No
Other Retirement Benefits	403(b)
Annual Teacher Attrition Rate	32%
Teachers Not Returning/Total Teachers (Teachers Not Returning/Total Teachers)	



Students Enrolled
571
Students on Wait List
34



Number of students who could return but did not/ number of students who could have returned.

Student to Teacher Ratio:

TK - Kinder	24:1
Grades 1 - 3	24:1
Grades 4 - 8	27:1
Other: Ind Studies	18:1

Teachers

African American	1
Asian	4
Caucasian	23
Hispanic/Latino	0
Other	0
Total	28
Average Tenure Teaching	12
Average Tenure at Site	3

Administrators

African American	0
Asian	1
Caucasian	0
Hispanic/Latino	0
Other	0
Total	1
Average Tenure at Site	5

Other Support Staff

African American	0
Asian	8
Caucasian	19
Hispanic/Latino	8
Other	0
Total	35
Average Tenure at Site	4

DISCOVERY CHARTER SCHOOL II

762 Sunset Glen • San José, CA 95123 • Phone: 408-300-1358 • E-mail: mwalker@discoverytwo.org



Downtown College Prep (DCP): Alum Rock

Co-Principals: Leticia Villa-Gascon (6-8), Terri Furton (9-12)

CMO: Downtown College Prep

Academic Year 2018-2019 • Current Grade Span: 6-12

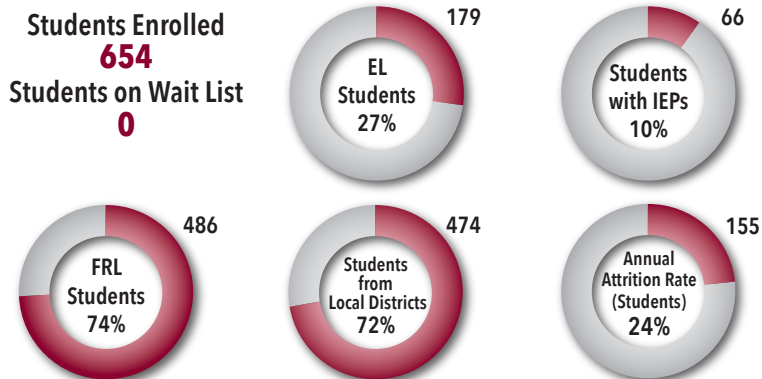
Fast Facts

District Appeal or Countywide:	District Appeal (ESUHSD)
Authorization Date by SCCBOE:	2009
Opened:	2011
Renewal(s):	2016
Current Charter Term:	2016-2021

Data Reported by School as of February 1, 2019.

Financial Data

Average Site Administrator Salary	\$121,800
Average Teacher Salary	\$67,665
Average Classified Staff Salary	\$44,200
Average per Pupil Cost	\$14,000
CMO Fee	\$1,255,090
CMO Rate	14%
Facility Cost	\$941,557
Facility - Leased/Owned	Leased
Participates in STRS	Yes
Participates in PERS	Yes
Annual Teacher Attrition Rate (Teachers Not Returning/Total Teachers)	19%



Number of students who could return but did not/ number of students who could have returned.

Student to Teacher Ratio:

Grades 4-8	22:1
Grades 9-12	16:1

Teachers

African American	1
Asian	3
Caucasian	18
Hispanic/Latino	12
Other	1
Total	35
Average Tenure Teaching	5.4
Average Tenure at Site	2.85

Administrators

African American	0
Asian	1
Caucasian	1
Hispanic/Latino	2
Other	0
Total	4
Average Tenure at Site	5.25

Other Support Staff

African American	1
Asian	1
Caucasian	0
Hispanic/Latino	14
Other	0
Total	16
Average Tenure at Site	2.5

DOWNTOWN COLLEGE PREP (DCP): ALUM ROCK

High School Campus • 1776 Educational Park Dr., Bldg. H • San José, CA 95148 • Phone: 408-384-4554 • Email: tfurton@dcp.org
Middle School Campus • 2800 Ocala Rd. • San José, CA 95148 • Phone: 408-942-7000 • E-mail: lvilla@dcp.org

The Legacy Academy

Principal: Danette Sokacich • CMO: None



Academic Year 2018-2019 • Current Grade Span: 6-8

Fast Facts

District Appeal or Countywide:	Countywide
Authorization Date by SCCBOE:	2016
Opened:	2016
Renewal(s):	N/A
Current Charter Term:	2016-2021

Data Reported by School as of February 1, 2019.

¹ Charter's Month 5 Attendance Report

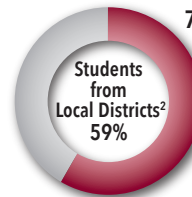

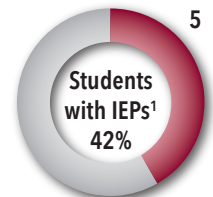
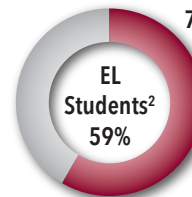
² CALPADS/Fall 2

Financial Data

Average Site Administrator Salary	\$122,500
Average Teacher Salary	\$65,000
Average Classified Staff Salary	\$45,000
Average per Pupil Cost	\$74,302
CMO Rate	N/A
CMO Fee	N/A
Facility Cost	\$96,000
Facility - Leased/Owned	Leased
Other Retirement Benefits	Social Security
Participates in STRS	No
Participates in PERS	No
Annual Teacher Attrition Rate (Teachers Not Returning/Total Teachers)	N/A



Students Enrolled
12²
Students on Wait List
0



Student to Teacher Ratio
Grades 4-8 17:1

Teachers

African American	0
Asian	0
Caucasian	1
Hispanic/Latino	0
Other	0
Total	1
Average Tenure Teaching	0
Average Tenure at Site	0

Administrators

African American	0
Asian	0
Caucasian	1
Hispanic/Latino	0
Other	1
Total	2
Average Tenure at Site	0

Other Support Staff

African American	0
Asian	0
Caucasian	0
Hispanic/Latino	1
Other	0
Total	1
Average Tenure at Site	0

THE LEGACY ACADEMY

484 E. San Fernando Street, San José, CA
E-mail: www.legacyschools.us

Fast Facts

District Appeal or Countywide:	Countywide
Authorization Date by SCCBOE:	2016
Opened:	2016
Renewal(s):	N/A
Current Charter Term:	2016-2021

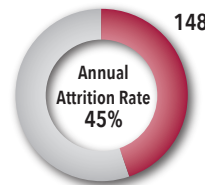

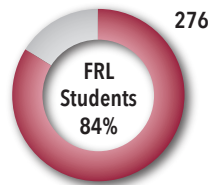
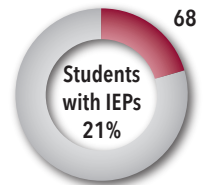
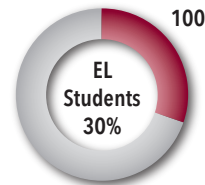
Data Reported by School as of February 1, 2019.

Financial Data

Average Site Administrator Salary	\$153,366
Average Teacher Salary	\$136,327
Average Classified Staff Salary	\$89,188
Average per Pupil Cost	\$13,697
Facility Cost	\$25,000
Facility - Leased/Owned	Leased
Participates in STRS	Yes
Participates in PERS	Yes
Annual Teacher Attrition Rate	0%
(Teachers Not Returning/Total Teachers)	



Students Enrolled
329
Students on Wait List
0



Number of students who could return but did not/ number of students who could have returned.

Student to Teacher Ratio

Grades 9+ (ages 16-24 years) 38:1

Teachers

African American	1
Asian	1
Caucasian	3
Hispanic/Latino	3
Other	1
Total	9
Average Tenure Teaching	4
Average Tenure at Site	4

Administrators

African American	0
Asian	0
Caucasian	0
Hispanic/Latino	1
Other	0
Total	1
Average Tenure at Site	1

Other Support Staff

African American	0
Asian	0
Caucasian	0
Hispanic/Latino	6
Other	1
Total	7
Average Tenure at Site	2

OPPORTUNITY YOUTH ACADEMY (OYA)

OYA Snell, 3550 Snell Avenue, San Jose, CA 95136 • E-mail: phil_morales@sccoe.org

- OYA Sobrato, 512 Valley Way, Milpitas, CA 95035 • OYA South County, 7680 Monterey Rd., STE 101, Gilroy, CA 95020
- OYA The Hub, 591 North King Rd., STE 1, San Jose, CA 95133 • OYA Washington, 921 S. First Street, STE B, San Jose, CA 95110
- OYA ConXion, 749 Story Road, Suite 10, San Jose, CA 95122 • OYA Snell, 3550 Snell Avenue, San Jose, CA 95136

Rocketship Alma Academy

Principal: Samantha Turner • CMO: Rocketship Public Schools



Academic Year 2018-2019 • Current Grade Span: TK-5

Fast Facts

District Appeal or Countywide:	Countywide
Authorization Date by SCCBOE:	2011
Opened:	2012
Renewal(s):	2017
Current Charter Term:	2017-2022

Data Reported by School as of February 1, 2019.

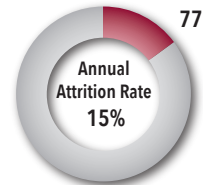
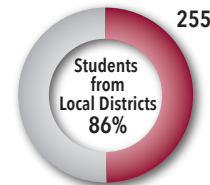
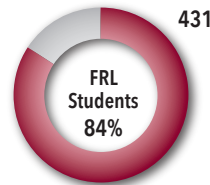
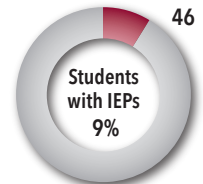
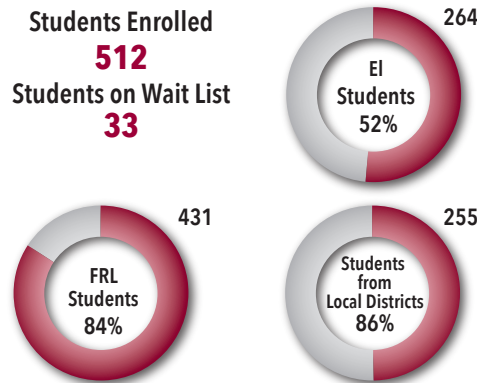
Financial Data

Average Site Administrator Salary	\$90,260
Average Teacher Salary	\$62,806
Average Classified Staff Salary	\$31,385
Average per Pupil Cost	\$10,657
CMO Rate	15%
CMO Fee	\$822,740
Facility Cost	\$715,590
Facility - Leased/Owned	Owned
Participates in STRS	Yes
Participates in PERS	N/A
Other Retirement Benefits	403(b)
Annual Teacher Attrition Rate	30%

(Teachers Not Returning/Total Teachers)



Students Enrolled
512
Students on Wait List
33



Number of students who could return but did not/
number of students who could have returned.

Student to Teacher Ratio:

TK-Kinder	19:1
Grades 1-3	28:1
Grades 4-8	17:1

Teachers

African American	4
Asian	3
Caucasian	6
Hispanic/Latino	7
Other	1
Total	21
Average Tenure Teaching	2.7
Average Tenure at Site	.68

Administrators

African American	0
Asian	0
Caucasian	3
Hispanic/Latino	0
Other	1
Total	4
Average Tenure at Site	.75

Other Support Staff

African American	3
Asian	1
Caucasian	1
Hispanic/Latino	11
Other	1
Total	17
Average Tenure at Site	1.9

ROCKETSHIP ALMA ACADEMY

198 W. Alma Ave. • San José, CA 95110 • Phone: 408-931-6838 • E-mail: sturner@rsed.org



Rocketship Brilliant Minds

Principal: Stephanie Frenel • CMO: Rocketship Public Schools

Academic Year 2018-2019 • Current Grade Span: TK-5

Fast Facts

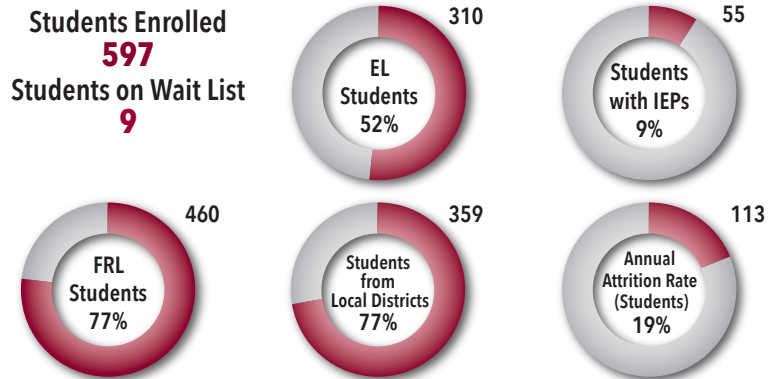
District Appeal or Countywide:	Countywide
Authorization Date by SCCBOE:	2011
Opened:	2012
Renewal(s):	2017
Current Charter Term:	2017-2022

Data Reported by School as of February 1, 2019.

Financial Data

Average Site Administrator Salary	\$85,772
Average Teacher Salary	\$57,670
Average Classified Staff Salary	\$31,814
Average per Pupil Cost	\$10,537
CMO Rate	15%
CMO Fee	\$1,044,091
Facility Cost	\$1,103,935
Facility - Leased/Owned	Owned
Participates in STRS	Yes
Participates in PERS	N/A
Other Retirement Benefits	403(b)
Annual Teacher Attrition Rate	55%

(Teachers Not Returning/Total Teachers)



Number of students who could return but did not/ number of students who could have returned.

Student to Teacher Ratio:

TK-Kinder	21:1
Grades 1-3	34:1
Grades 4-8	24:1

Teachers

African American	1
Asian	6
Caucasian	6
Hispanic/Latino	4
Other	2
Total	19
Average Tenure Teaching	3.5
Average Tenure at Site	.9

Administrators

African American	2
Asian	0
Caucasian	0
Hispanic/Latino	1
Other	1
Total	4
Average Tenure at Site	2.5

Other Support Staff


African American	2
Asian	4
Caucasian	3
Hispanic/Latino	17
Other	3
Total	29
Average Tenure at Site	2

ROCKETSHIP BRILLIANT MINDS

2962 Story Rd. • San José, CA 95127 • Phone: 408-708-5650 • E-mail: sfrenel@rsed.org

Rocketship Discovery Prep

Principal: Chaka Hajji • CMO: Rocketship Public Schools



Academic Year 2018-2019 • Current Grade Span: TK-5

Fast Facts

District Appeal or Countywide:	Countywide
Authorization Date by SCCBOE:	2011
Opened:	2011
Renewal(s):	2016
Current Charter Term:	2016-2021

Data Reported by School as of February 1, 2019.

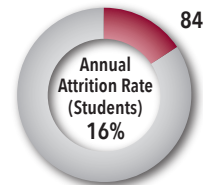
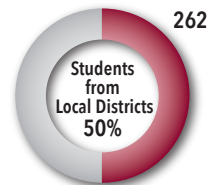
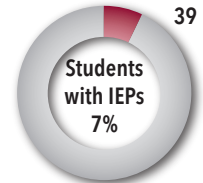
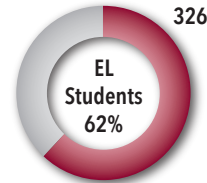
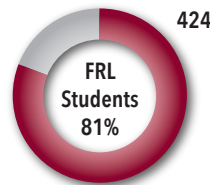
Financial Data

Average Site Administrator Salary	\$89,693
Average Teacher Salary	\$58,955
Average Classified Staff Salary	\$32,287
Average per Pupil Cost	\$10,780
CMO Rate	15%
CMO Fee	\$829,156
Facility Cost	\$743,923
Facility - Leased/Owned	Owned
Participates in STRS	Yes
Participates in PERS	N/A
Other Retirement Benefits	403(b)
Annual Teacher Attrition Rate	21%

(Teachers Not Returning/Total Teachers)



Students Enrolled
524
Students on Wait List
13



Number of students who could return but did not/ number of students who could have returned.

Student to Teacher Ratio

TK-Kinder	17:1
Grades 1-3	35:1
Grades 4-8	16:1

Teachers

African American	1
Asian	7
Caucasian	6
Hispanic/Latino	3
Other	2
Total	19
Average Tenure Teaching	3.3
Average Tenure at Site	1.8

Administrators


African American	0
Asian	0
Caucasian	2
Hispanic/Latino	1
Other	0
Total	3
Average Tenure at Site	2

Other Support Staff

African American	3
Asian	2
Caucasian	2
Hispanic/Latino	17
Other	3
Total	27
Average Tenure at Site	1.7

ROCKETSHIP DISCOVERY PREP

370 Wooster Ave. • San José, CA 95116 • Phone: 408-217-8951 • E-mail: chajji@rsed.org



Rocketship Fuerza

Principal: Juan Mateos • CMO: Rocketship Public Schools

Academic Year 2018-2019 • Current Grade Span: TK-5

Fast Facts

District Appeal or Countywide:	District Appeal (ARUSD)
Authorization Date by SCCBOE:	2014
Opened:	2014
Renewal(s):	2018
Current Charter Term:	2019-2024

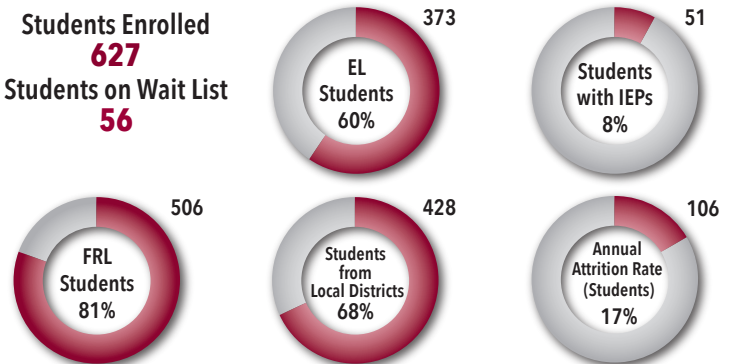
Data Reported by School as of February 1, 2019.

Financial Data

Average Site Administrator Salary	\$86,823
Average Teacher Salary	\$61,273
Average Classified Staff Salary	\$33,019
Average Per Pupil Cost	\$10,370
CMO Rate	15%
CMO Fee	\$1,142,891
Facility Cost	\$1,408,961
Facility - Leased/Owned	Owned
Participates in STRS	Yes
Participates in PERS	N/A
Other Retirement Benefits	403(b)
Annual Teacher Attrition Rate (Teachers Not Returning/Total Teachers)	44%



Students Enrolled
627
Students on Wait List
56



Number of students who could return but did not/ number of students who could have returned.

Student to Teacher Ratio

TK-Kinder	25:1
Grades 1-3	38:1
Grades 4-8	19:1

Teachers

African American	1
Asian	1
Caucasian	4
Hispanic/Latino	10
Other	1
Total	17
Average Tenure Teaching	3.6
Average Tenure at Site	1.5

Administrators

African American	1
Asian	0
Caucasian	0
Hispanic/Latino	2
Other	0
Total	3
Average Tenure at Site	2.5

Other Support Staff


African American	3
Asian	1
Caucasian	0
Hispanic/Latino	18
Other	0
Total	22
Average Tenure at Site	2.4

ROCKETSHIP FUERZA

70 S. Jackson Ave. • San José, CA 95116 • Phone: 408-708-5744 • E-mail: jmateos@rsed.org

Rocketship Los Sueños

Principal: Elizabeth Raji-Greig • CMO: Rocketship Public Schools



Academic Year 2018-2019 • Current Grade Span: TK-5

Fast Facts

District Appeal or Countywide:	Countywide
Authorization Date by SCCBOE:	2009
Opened:	2010
Renewal(s):	2015
Current Charter Term:	2015-2020

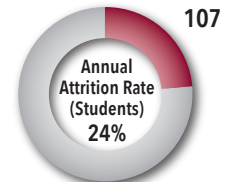
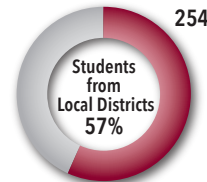
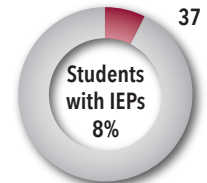
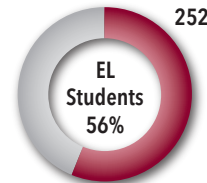
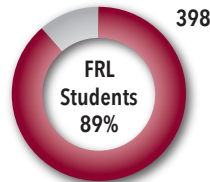
Data Reported by School as of February 1, 2019.

Financial Data

Administrator Salary	\$89,457
Average Teacher Salary	\$63,157
Average Classified Staff Salary	\$32,500
Average Per Pupil Cost	\$11,454
CMO Rate	15%
CMO Fee	\$835,696
Facility Cost	\$853,740
Facility - Leased/Owned	Owned
Participates in STRS	Yes
Participates in PERS	N/A
Other Retirement Benefits	403(b)
Annual Teacher Attrition Rate (Teachers Not Returning/Total Teachers)	59%



Students Enrolled
448
Students on Wait List
7



Number of students who could return but did not/ number of students who could have returned.

Student to Teacher Ratio

TK-Kinder	16:1
Grades 1-3	31:1
Grades 4-8	22:1

Teachers

African American	0
Asian	3
Caucasian	11
Hispanic/Latino	3
Other	1
Total	18
Average Tenure Teaching	3
Average Tenure at Site	1.5

Administrators


African American	1
Asian	1
Caucasian	2
Hispanic/Latino	1
Other	0
Total	5
Average Tenure at Site	4

Other Support Staff

African American	0
Asian	1
Caucasian	1
Hispanic/Latino	17
Other	0
Total	19
Average Tenure at Site	3.3

ROCKETSHIP LOS SUEÑOS

331 South 34th St. • San José, CA 95116 • Phone: 408-684-4028 • E-mail: www.rsed.org/lossuenos



Rocketship Mateo Sheedy

Principal: Courtney English • CMO: Rocketship Public Schools

Academic Year 2018-2019 • Current Grade Span: TK-5

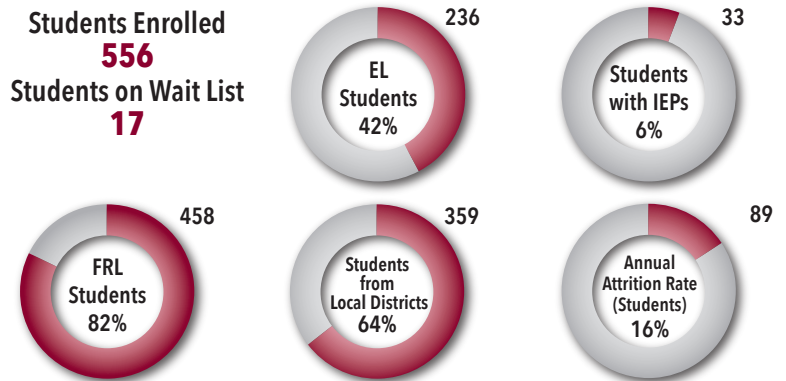
Fast Facts

District Appeal or Countywide:	District Appeal (SJUSD)
Authorization Date by SCCBOE:	2006
Opened:	2007
Renewal(s):	2009, 2015
Current Charter Term:	2015-2020

Data Reported by School as of February 1, 2019.

Financial Data

Average Site Administrator Salary	\$88,714
Average Teacher Salary	\$58,967
Average Classified Staff Salary	\$33,085
Average per Pupil Cost	\$10,417
CMO Rate	15%
CMO Fee	\$884,029
Facility Cost	\$868,389
Facility - Leased/Owned	Owned
Participates in STRS	Yes
Participates in PERS	N/A
Other Retirement Benefits	403(b)
Annual Teacher Attrition Rate (Teachers Not Returning/Total Teachers)	48%



Number of students who could return but did not/ number of students who could have returned.

Student to Teacher Ratio

TK-Kinder	15:1
Grades 1-3	33:1
Grades 4-8	38:1

Teachers

African American	0
Asian	3
Caucasian	7
Hispanic/Latino	7
Other	3
Total	20
Average Tenure Teaching	2.9
Average Tenure at Site	.7

Administrators

African American	1
Asian	0
Caucasian	2
Hispanic/Latino	0
Other	0
Total	3
Average Tenure at Site	2.8

Other Support Staff


African American	1
Asian	2
Caucasian	0
Hispanic/Latino	14
Other	3
Total	20
Average Tenure at Site	2.6

ROCKETSHIP MATEO SHEEDY

788 Locust St. • San José, CA 95110 • Phone: 408-286-3330 • E-mail: www.rsed.org/mateosheedy

Rocketship Rising Stars

Principal: Kylie Alsofrom • CMO: Rocketship Public Schools



Academic Year 2018-2019 • Current Grade Span: TK-4

Fast Facts

District Appeal or Countywide:	District Appeal (SJUSD)
Authorization Date by SCCBOE:	2015
Opened:	2016
Renewal(s):	N/A
Current Charter Term: (Opened, Fall 2016)	2016-2021

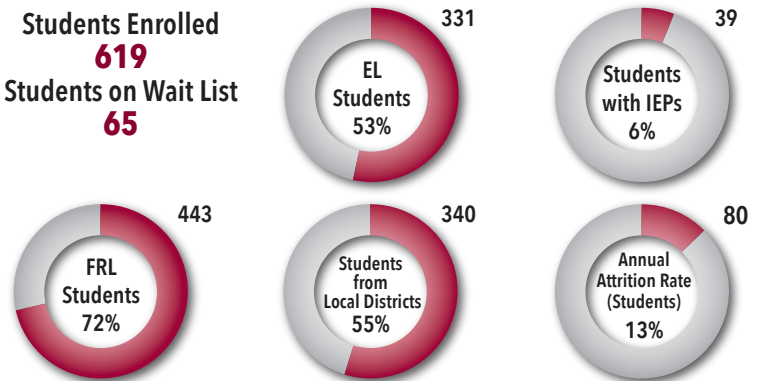
Data Reported by School as of February 1, 2019.

Financial Data

Average Site Administrator Salary	\$89,888
Average Certificated Teacher Salary	\$59,386
Average Classified Staff Salary	\$32,272
Average per Pupil Cost	\$9,552
CMO Rate	15%
CMO Fee	\$1,133,844
Facility Cost	\$845,520
Facility - Leased/Owned	Owned
Participates in STRS	Yes
Participates in PERS	N/A
Other Retirement Benefits	403(b)
Annual Teacher Attrition Rate (Teachers Not Returning/Total Teachers)	40%



Students Enrolled
619
Students on Wait List
65



Number of students who could return but did not/ number of students who could have returned.

Student to Teacher Ratio:

TK-Kinder	21:1
Grades 1-3	39:1
Grades 4-8	14:1

Teachers

African American	0
Asian	3
Caucasian	10
Hispanic/Latino	7
Other	1
Total	21
Average Tenure Teaching	2.8
Average Tenure at Site	.7

Administrators


African American	0
Asian	1
Caucasian	1
Hispanic/Latino	1
Other	1
Total	4
Average Tenure at Site	1.8

Other Support Staff

African American	0
Asian	0
Caucasian	2
Hispanic/Latino	16
Other	3
Total	21
Average Tenure at Site	.5

ROCKETSHIP RISING STARS

3172 Senter Road • San José, CA 95111 • Phone: 408-677-4879 • E-mail: kalsofrom@rsed.org



Rocketship Sí Se Puede

Principal: Shivesh Puri • CMO: Rocketship Public Schools

Academic Year 2018-2019 • Current Grade Span: TK-5

Fast Facts

District Appeal or Countywide:	District Appeal (ARUSD)
Authorization Date by SCCBOE:	2008
Opened:	2009
Renewal(s):	2011, 2017
Current Charter Term:	2017-2022

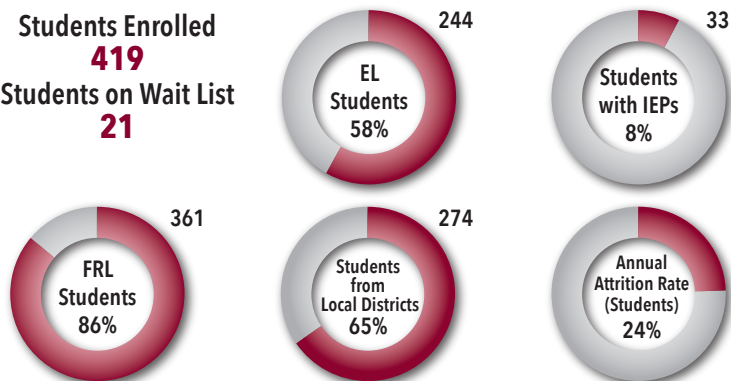
Data Reported by School as of February 1, 2019.

Financial Data

Average Site Administrator Salary	\$88,209
Average Teacher Salary	\$62,642
Average Classified Staff Salary	\$33,964
Average per Pupil Cost	\$13,290
CMO Rate	15%
CMO Fee	\$827,484
Facility Cost	\$1,032,223
Facility - Leased/Owned	Owned
Participates in STRS	Yes
Participates in PERS	N/A
Other Retirement Benefits	403(b)
Annual Teacher Attrition Rate (Teachers Not Returning/Total Teachers)	44%



Students Enrolled
419
Students on Wait List
21



Number of students who could return but did not/ number of students who could have returned.

Student to Teacher Ratio:

TK-Kinder	16:1
Grades 1-3	31:1
Grades 4-8	19:1

Teachers

African American	1
Asian	5
Caucasian	5
Hispanic/Latino	4
Other	1
Total	16
Average Tenure Teaching	3.3
Average Tenure at Site	2.2

Administrators

African American	1
Asian	0
Caucasian	1
Hispanic/Latino	1
Other	1
Total	4
Average Tenure at Site	2

Other Support Staff

African American	0
Asian	0
Caucasian	1
Hispanic/Latino	17
Other	3
Total	21
Average Tenure at Site	3.2

ROCKETSHIP SÍ SE PUEDE

2249 Dobern Ave. • San José, CA 95116 • Phone: 408-824-5180 • E-mail: www.rsed.org/sisepuede

Summit Public Schools: Denali

Principal: Kevin Bock • CMO: Summit Public Schools



Academic Year 2018-2019 • Current Grade Span: 6-11

Fast Facts

District Appeal or Countywide:	Countywide
Authorization Date by SCCBOE:	2012
Opened:	2013
Renewal(s):	2018
Current Charter Term:	2018-2023

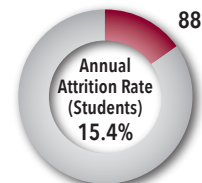
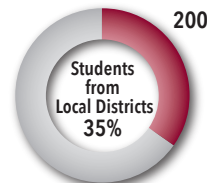
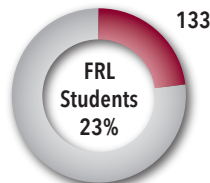

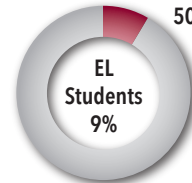
Data Reported by School as of February 1, 2019.

Financial Data

Average Site Administrator Salary	\$103,108
Average Teacher Salary	\$64,094
Average Classified Staff Salary	\$65,729
Average per Pupil Cost	\$12,902
CMO Rate	15.8%
CMO Fee	\$781,964
Facility Cost	\$1,010,975
Facility - Leased/Owned	Leased
Participates in STRS	Yes
Participates in PERS	No
Other Retirement Benefits	401(a) for Classified Staff
Annual Teacher Attrition Rate (Teachers Not Returning/Total Teachers)	44%



Students Enrolled
575
Students on Wait List
724



Number of students who could return but did not/ number of students who could have returned.

Student to Teacher Ratio:

Grades 4 - 8	18:1
Grades 9 - 12	16:1

Teachers

African American	1
Asian	8
Caucasian	16
Hispanic/Latino	6
Other	1
Total	32
Average Tenure Teaching	4.5
Average Tenure at Site	2

Administrators

African American	1
Asian	1
Caucasian	3
Hispanic/Latino	0
Other	0
Total	5
Years at Site	2.25

Other Support Staff

African American	0
Asian	0
Caucasian	1
Hispanic/Latino	5
Other	0
Total	6
Average Tenure at Site	1.9

SUMMIT PUBLIC SCHOOLS: DENALI

539 E. Weddell Dr. • Sunnyvale, CA 94089 • Phone: 669-600-5695 • E-mail: kbock@summitps.org



Summit Public Schools: Tahoma

Principal: Jonathan Stewart • CMO: Summit Public Schools

Academic Year 2018-2019 • Current Grade Span: 9-12

Fast Facts

District Appeal or Countywide: District Appeal (ESUHSD)
 Authorization Date by SCCBOE: 2010
 Opened: 2011
 Renewal(s): 2016
 Current Charter Term: 2016-2021

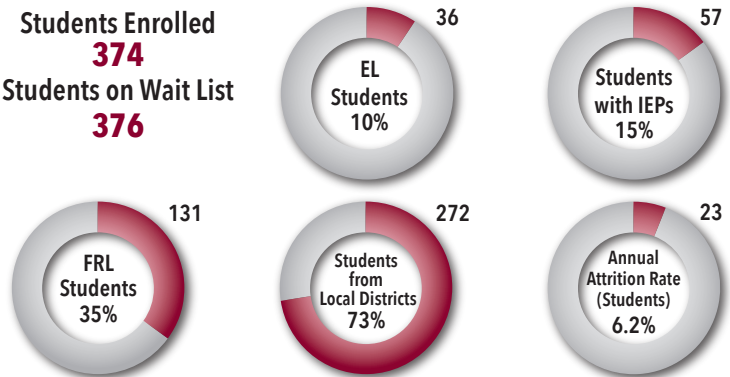
Data Reported by School as of February 1, 2019.

Financial Data

Average Site Administrator Salary \$106,872
 Average Teacher Salary \$63,033
 Average Classified Staff Salary \$58,572
 Average per Pupil Cost \$11,086
 CMO Rate 14.6%
 CMO Fee \$516,724
 Facility Cost \$85,100
 Facility - Leased/Owned Leased
 Participates in STRS Yes
 Participates in PERS No
 Other Retirement Benefits 401(a) for Classified Staff
 Annual Teacher Attrition Rate 25%
 (Teachers Not Returning/Total Teachers)



Students Enrolled **374**
 Students on Wait List **376**



Number of students who could return but did not/ number of students who could have returned.

Student to Teacher Ratio:
 Grades 9-12 19:1

Teachers

African American	1
Asian	5
Caucasian	7
Hispanic/Latino	6
Other	1
Total	20
Average Tenure Teaching	3.9
Average Tenure at Site	2.2

Administrators

African American	0
Asian	1
Caucasian	1
Hispanic/Latino	1
Other	0
Total	3
Average Tenure at Site	2.3

Other Support Staff

African American	0
Asian	0
Caucasian	0
Hispanic/Latino	3
Other	0
Total	3
Average Tenure at Site	2.5

SUMMIT PUBLIC SCHOOLS: TAHOMA

14271 Story Rd. • San José, CA 95127 • Phone: 408-729-1981 • E-mail: jstewart@summitps.org

Sunrise Middle School

Director: Teresa Robinson • CMO: None



Academic Year 2018-2019 • Current Grade Span: 6-8

Fast Facts

District Appeal or Countywide:	District Appeal (SJUSD)
Authorization Date by SCCBOE:	2014
Opened:	2014
Renewal(s):	2018
Current Charter Term:	2019-2024

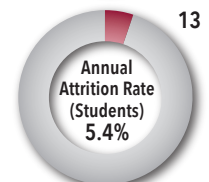
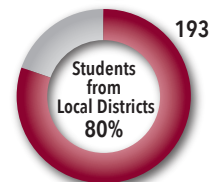
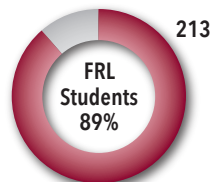
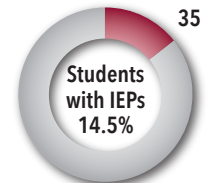
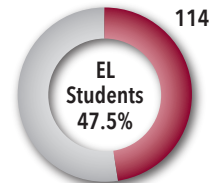
Data Reported by School as of February 1, 2019.

Financial Data

Average Site Administrator Salary	\$92,000
Average Teacher Salary	\$67,000
Average Classified Staff Salary	\$57,000
Average per Pupil Cost	\$11,600
Facility Cost	\$150,000
Facility - Leased/Owned	Leased under Prop 39
Participates in STRS	Yes
Participates in PERS	No
Other Retirement Benefits	403(b)
Annual Teacher Attrition Rate (Teachers Not Returning/Total Teachers)	20%



Students Enrolled
240
Students on Wait List
1



Number of students who could return but did not/ number of students who could have returned.

Student to Teacher Ratio:
Grades 6-8 27:1

Teachers

African American	2
Asian	2
Caucasian	3
Hispanic/Latino	4
Other	1
Total	12
Average Tenure Teaching	8.5
Average Tenure at Site	3.36

Administrators

African American	0
Asian	1
Caucasian	1
Hispanic/Latino	1
Other	0
Total	3
Average Tenure at Site	5

Other Support Staff

African American	1
Asian	0
Caucasian	1
Hispanic/Latino	7
Other	0
Total	9
Average Tenure at Site	4

SUNRISE MIDDLE SCHOOL

1149 E. Julian St., Bldg. G. • San José, CA 95116 • Phone: 408-659-4785 • E-mail: teresa@sunrisemiddle.org



University Prep Academy

Principal: Daniel Ordaz • CMO: None

Academic Year 2018-2019 • Current Grade Span: 7-12

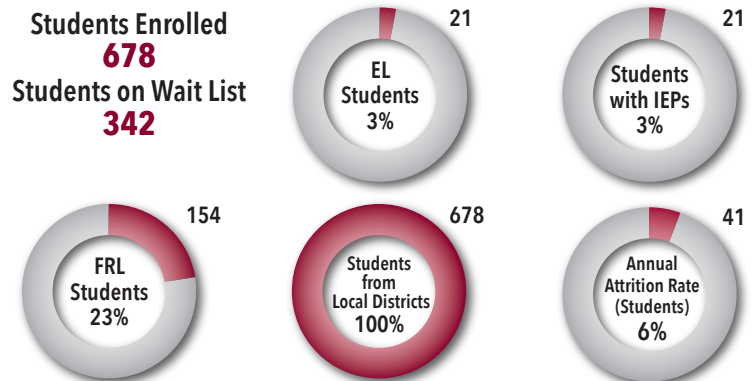
Fast Facts

District Appeal or Countywide:	Countywide
Authorization Date by SCCBOE:	2006
Opened:	2007
Renewal(s):	2010, 2014
Current Charter Term:	2015-2020

Data Reported by School as of February 1, 2019.

Financial Data

Average Site Administrator Salary	\$98,954
Average Teacher Salary	\$76,062
Average Classified Salary	\$51,588
Average Cost per Pupil	\$10,084
CMO Rate	N/A
CMO Fee	N/A
Facility Cost	\$650,000
Facility - Leased/Owned	Leased
Participates in STRS	Yes
Participates in PERS	No
Other Retirement Benefits	Social Security
Annual Teacher Attrition Rate (Teachers Not Returning/Total Teachers)	10%



Number of students who could return but did not/ number of students who could have returned.

Student to Teacher Ratio:

Grades 4 - 8	25:1
Grades 9 - 12	27:1

Teachers

African American	1
Asian	5
Caucasian	21
Hispanic/Latino	8
Other	0
Total	35
Average Tenure Teaching	11
Average Tenure at Site	5.5

Administrators

African American	0
Asian	2
Caucasian	1
Hispanic/Latino	2
Other	0
Total	5
Average Tenure at Site	10.8

Other Support Staff

African American	0
Asian	0
Caucasian	5
Hispanic/Latino	5
Other	1
Total	11
Average Tenure at Site	5.6

UNIVERSITY PREP ACADEMY

2315 Canoas Garden Ave. • San José, CA 95125 • Phone: 408-723-1839 • E-mail: dordaz@upatoday.com

Voices College-Bound Language Academy at Morgan Hill

Principal: Juan Carlos Villaseñor • CMO: Voices College-Bound Academies



Academic Year 2018-2019 • Current Grade Span: TK-4

Fast Facts

District Appeal or Countywide:	District Appeal (MHUSD)
Authorization Date by SCCBOE:	October 2014
Opened:	July 2015
Renewal(s):	2018
Current Charter Term:	2018-2023

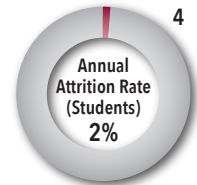
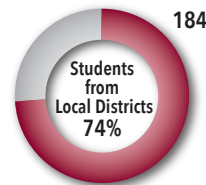
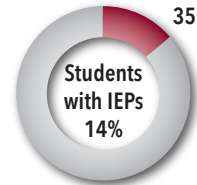
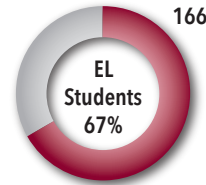
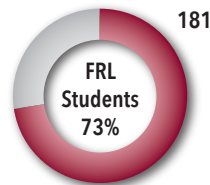
Data Reported by School as of February 1, 2019.

Financial Data

Average Site Administrator Salary	\$72,075
Average Teacher Salary	\$59,108
Average Classified Staff Salary	\$35,350
Average Per Pupil Cost	\$11,915
CMO Rate	10%
CMO Fee	\$218,928
Facility Cost	\$382,452
Facility - Leased/Owned	Leased
Participates in STRS	Yes
Participates in PERS	No
Other Retirement Benefits	Social Security
Annual Teacher Attrition Rate (Teachers Not Returning/Total Teachers)	38%



Students Enrolled
249
Students on Wait List
37



Number of students who could return but did not/ number of students who could have returned.

Student to Teacher Ratio:

TK - Kinder	31:1
Grades 1 - 3	26:1
Grades 4 - 8	31:1

Teachers

African American	0
Asian	0
Caucasian	0
Hispanic/Latino	9
Other	1
Total	10
Average Tenure Teaching	1
Average Tenure at Site	1

Administrators

African American	0
Asian	0
Caucasian	0
Hispanic/Latino	2
Other	0
Total	2
Average Tenure at Site	2

Other Support Staff

African American	0
Asian	0
Caucasian	3
Hispanic/Latino	18
Other	0
Total	21
Average Tenure at Site	2

VOICES COLLEGE-BOUND LANGUAGE ACADEMY AT MORGAN HILL

610 Jarvis Dr. • Morgan Hill, CA 95037 • Phone: 408-791-1700 • E-mail: jvillaseñor@voicescharterschool.com

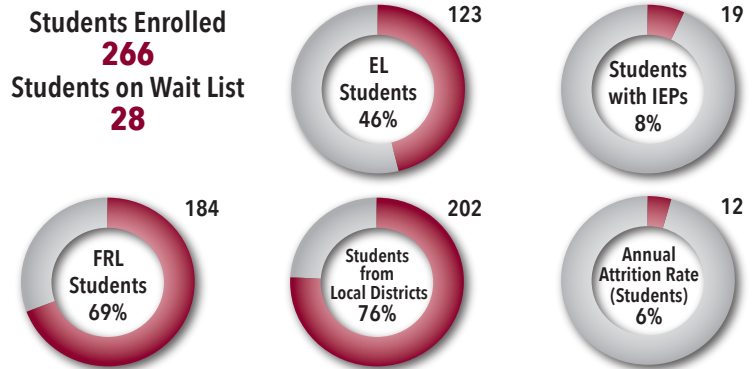
Fast Facts

District Appeal or Countywide:	District Appeal (MPESD)
Authorization Date by SCCBOE:	February 18, 2015
Opened:	July 2015
Renewal(s):	N/A
Current Charter Term:	2015-2020

Data Reported by School as of February 1, 2019.

Financial Data

Site Administrator	\$81,616
Average Teacher Salary	\$61,698
Average Classified Staff Salary	\$37,504
Average Per Pupil Cost	\$14,005
CMO Fee	\$276,240
CMO Rate	10%
Facility Cost	\$435,000
Facility - Leased/Owned	Leased
Participates in STRS	Yes
Participates in PERS	No
Other Retirement Benefits	Social Security
Annual Teacher Attrition Rate (Teachers Not Returning/Total Teachers)	20%



Number of students who could return but did not/ number of students who could have returned.

Student to Teacher Ratio:

TK-K	28:1
Grades 1-3	26:1
Grades 4-8	27:1

Teachers

African American	0
Asian	1
Caucasian	0
Hispanic/Latino	11
Other	0
Total	12
Average Tenure Teaching	4
Average Tenure at Site	1

Administrators

African American	0
Asian	0
Caucasian	0
Hispanic/Latino	2
Other	0
Total	2
Average Tenure at Site	3

Other Support Staff

African American	0
Asian	1
Caucasian	0
Hispanic/Latino	18
Other	0
Total	19
Average Tenure at Site	1

Santa Clara County Enrollment

When reviewing the number of students attending charter schools, almost 4% percent of students in Santa Clara County are enrolled in SCCBOE-authorized charter schools. If the total charter school enrollment is taken as a whole, the SCCOE would be the 13th largest district out of the 31 districts in the county.

Santa Clara County District Enrollment (Sorted by Greatest to Least)

District	Enrollment		
	2015-2016	2016-2017	2017-2018
San José Unified	32,454	32,004	31,713
East Side Union High	26,684	27,049	27,263
Cupertino Union	18,948	18,598	18,017
Santa Clara Unified	15,388	15,409	15,509
Palo Alto Unified	12,485	12,287	12,249
Gilroy Unified	11,852	11,959	11,834
Evergreen Elementary	12,282	11,794	11,385
Alum Rock Union Elementary	12,068	11,624	11,270
Fremont Union High	10,736	10,869	11,140
Franklin-Mckinley Elementary	11,114	10,735	10,596
Oak Grove Elementary	10,632	10,362	10,305
Milpitas Unified	10,291	10,260	10,318
SCCOE Authorized Charter Schools	9,243	9,863	10,171
Morgan Hill Unified	9,135	9,137	9,133
Campbell Union High	7,676	7,810	8,043
Campbell Union	7,600	7,465	7,298
Berryessa Union Elementary	7,452	7,296	7,102
Sunnyvale	6,640	6,536	6,575
Union Elementary	5,692	5,751	5,793
Mountain View Whisman	5,084	5,125	5,132
Moreland	4,810	4,780	4,805
Los Altos Elementary	4,638	4,527	4,403
Mountain View-Los Altos Union High	4,028	4,101	4,304
Cambrian	3,358	3,514	3,591
Los Gatos-Saratoga Joint Union High	3,311	3,368	3,425
Los Gatos Union Elementary	3,335	3,263	3,163
Mt. Pleasant Elementary	2,445	2,371	2,333
Saratoga Union Elementary	2,000	1,906	1,817
SCCOE Schools	1,552	1,494	1,484
Orchard Elementary	908	894	875
Luther Burbank	528	520	517
Loma Prieta Elementary	491	507	505
Lakeside Joint	88	86	74
Santa Clara County	274,948	273,264	272,142

Source: California Department of Education, available at <http://dq.cde.ca.gov/dataquest>

** Refer to chart on page 14 "2017-2018 School Financial Status"

Petition History

The SCCBOE has authorized more charter schools than any other COE in California; with 22 operating charter schools in 2018-19.

Year	Charter Petition Activity	Approved	Denied	Total SCCOE Schools
2003	Received two (2) petitions on appeal <ul style="list-style-type: none"> • Approved Leadership Public School - San José (denied by East Side Union High School District) - High School (Grades 9-12) - opened July 2004 • Approved Bullis Charter School (denied by Los Altos Elementary) - K-6 - opened July 2004 	2	0	2
2004	Received three (3) petitions for countywide charter schools <ul style="list-style-type: none"> • Approved Pathfinder Charter School (Grades 9-12) - Opened July 2005 • Denied Ready to Work Independent Study Charter • Denied Ready to Work Independent Study Charter (2nd petition) 	1	2	3
2005	Received two (2) petitions on appeal <ul style="list-style-type: none"> • Approved Leadership Public Schools - Campbell (denied by Campbell Union High School District) - High School (Grades 9-12) - opened July 2006 • Approved Discovery Charter School (denied by Moreland Elementary) - (Grades K-8) opened July 2006 	2	0	5
2006	Received one (1) petition for a countywide charter school: <ul style="list-style-type: none"> • Approved University Preparatory Academy (Grades 7-12) - opened July 2007 Received four petitions on appeal: <ul style="list-style-type: none"> • Approved Rocketship One (Mateo Sheedy) (denied by San José Unified) - Elementary (Grades K-6) opened July 2007 • Denied RAICES College Preparatory (Grades K-6) (denied by Alum Rock) • Denied South Bay Preparatory Academy (Grades 6-12) (denied by Campbell Union High School District) • Denied Community Elementary Charter School (Grades K-5) (denied by Alum Rock) Charter Schools Closed: <ul style="list-style-type: none"> • Pathfinder Charter School: closed January 2007 	2	3	6
2007	Received two (2) petitions on appeal: <ul style="list-style-type: none"> • Approved ACE Charter School (denied by Alum Rock) - Middle School (Grades 5-8) - opened July 2008 • Approved South Bay Preparatory Academy (denied by Campbell Union High School District) (Grades 6-12) - opened July 2009 	2	0	8
2008	Received one (1) petition for countywide charter school: <ul style="list-style-type: none"> • Approved Magnolia Science Academy- Santa Clara (Grades 6-12); opened fall 2010 Received one petition on appeal: <ul style="list-style-type: none"> • Approved Rocketship Two (Sí Se Puede) (denied by Alum Rock) - (Grades K-6) opened 2009 Charter Schools Closed: <ul style="list-style-type: none"> • Leadership Public Schools - Campbell: Closed July 2008 	2	0	9
2009	Received one (1) petition for countywide charter: <ul style="list-style-type: none"> • Approved Rocketship Countywide (Grades K-6); opened first school fall 2010 - five (5) total schools approved Received one petition on appeal: <ul style="list-style-type: none"> • Approved Downtown College Prep (Grades 6-12); (denied by East Side Union High School District) opened fall 	2	0	11
2010	Received two (2) petitions for countywide charters: <ul style="list-style-type: none"> • Approved Flex Academy Silicon Valley (Grades 6-12) opened in fall 2011 • Approved Communitas (Grades 9-12) opened fall 2012 Charter Schools Closed: <ul style="list-style-type: none"> • South Bay Preparatory Academy - Closed summer 2010 	2	0	12

Petition History

Year	Charter Petition Activity	Approved	Denied	Total SCCOE Schools
2011	<p>Received twenty (20) petitions for new charter schools:</p> <ul style="list-style-type: none"> • Approved Rocketships Eight (8) - Twenty-Eight (28) (Grades K-6); scheduled to open fall 2013 to fall 2016 (20 total). <p>Received four (4) countywide petitions for sites previously authorized under one countywide charter:</p> <ul style="list-style-type: none"> • Approved Rocketships Four (4) - Seven (7) (Grades K-6) opened fall 2011 and fall 2012 (4 total) <p>Received two petitions on appeal:</p> <ul style="list-style-type: none"> • Approved Summit Tahoma (Grades 9-12) (denied by East Side Union High School District); opened fall 2012 • Denied American Indian Charter School (denied by San José Unified) 	25	1	37
2012	<p>Received two (2) petitions for countywide charter schools:</p> <ul style="list-style-type: none"> • Denied Discovery II (K-8) • Approved Summit Denali (Grades 6-12; (located in Fremont High School District); opened fall 2013 	1	1	38
2013	<p>Received four (4) petitions on appeal:</p> <ul style="list-style-type: none"> • Approved Discovery II (Grades K-8) (denied by San José Unified); opened fall 2013 • Approved Alpha II (Alpha José Hernandez) (Grades 6-8) (denied by Alum Rock); opened fall 2014 • Denied Morgan Hill Prep (Grades K-8) (denied by Morgan Hill Unified) • Withdrawn by Petitioner - Rocketship Morgan Hill (denied by Morgan Hill Unified) <p>Charter Schools Closed:</p> <ul style="list-style-type: none"> • Communitas - Closed Spring 2013 	2	1	39
2014	<p>Received six (6) petitions on appeal:</p> <ul style="list-style-type: none"> • Approved Renewal Sunrise Middle (Grades 6-8) (denied for renewal by San José Unified); remained open • Approved Rocketship Fuerza (Grades TK-5) (denied by Alum Rock Elementary); opened fall 2014 • Approved Spark Charter School (Grades K-8) (denied by Sunnyvale Elementary); opened fall 2015 • Approved Voices College-Bound Language Academy at Morgan Hill (Grades TK-8) (denied by Morgan Hill Unified); opened fall 2015 • Denied Morgan Hill Prep (Grades TK-8) (denied by Morgan Hill Unified) • Petition withdrawn for Rocketship Morgan Hill (K-5) (denied by Morgan Hill Unified) <p>Withdrawn Charter Schools:</p> <ul style="list-style-type: none"> • Rocketships Eight (8) - Twenty-eight (28) based on settlement 	4	1	23
2015	<p>Received three (3) petitions on appeal:</p> <ul style="list-style-type: none"> • Denied Wei Yu International Charter (K-8) (denied by Moreland School District) (approved by State Board of Education (SBE) in 2016 - closed 2017) • Approved Voices College-Bound Language Academy at Mount Pleasant (Grades TK-8) (denied by Mount Pleasant Elementary); opened fall 2015 • Denied STEM Academy of Silicon Valley (Grades TK-8) (denied by Santa Clara Unified) <p>Received and approved two (2) petitions for renewal:</p> <ul style="list-style-type: none"> • Silicon Valley Flex, Summit Tahoma 	1	2	24

Petition History

Year	Charter Petition Activity	Approved	Denied	Total SCCOE Schools
2016	<p>Received and approved seven (7) petitions for renewal:</p> <ul style="list-style-type: none"> • Downtown College Prep, ACE Empower Academy, Rocketship Discovery Prep, Bullis Charter, Rocketship Brilliant Minds, Rocketship Si Se Puede, Alpha Public Schools: Jose Hernandez <p>Received three (3) countywide petitions and one (1) SCCOE-dependent petition:</p> <ul style="list-style-type: none"> • <i>Withdrawn by Petitioner</i> - The Legacy Academy Charter School • <i>Approved The Legacy Academy Charter School</i> - opened Aug 2018 • <i>Approved Opportunity Youth Program</i> (SCCOE-Dependent) - opened Aug 2016 • <i>Denied Options for Youth</i> <p>Charter Schools Closed:</p> <ul style="list-style-type: none"> • Silicon Valley Flex: July 2016 • Leadership Public Schools-San José: July 2016 • Magnolia Science Academy-Santa Clara: August 2016 	2	1	23
2017	<p>Received and approved three (3) petitions for renewal:</p> <ul style="list-style-type: none"> • Rocketship Alma, Voices College-Bound Language Academy at Morgan Hill, Summit Denali <p>Received three (3) new petitions on appeal:</p> <ul style="list-style-type: none"> • <i>No Action taken on Promise Academy</i> *(K-12) (denied by San Jose Unified, approved by State Board of Education as K-8); scheduled to open August 2019 • <i>Denied Perseverance Preparatory School</i> (5-8) (denied by San Jose Unified, approved by State Board of Education); scheduled to open August 2019 • <i>Denied KIPP East Side High School</i> (9-12) (denied by East Side Union High School District, approved by State Board of Education); opened August 2018 	0	2-1*	23
2018	<p>Received and approved three (3) petitions for renewal:</p> <ul style="list-style-type: none"> • Discovery II, Rocketship Fuerza Community Prep, Sunrise Middle School <p>Received and denied one (1) petition for renewal:</p> <ul style="list-style-type: none"> • Spark Charter (appealed to SBE, denied by SBE) <p>Received one (1) new petition on appeal:</p> <ul style="list-style-type: none"> • <i>Denied Eureka! Inclusive Charter School</i> (TK-8) (denied by San Jose Unified) <p>Charter Schools Closed:</p> <ul style="list-style-type: none"> • Spark Charter: June 30, 2018 	0	1	23
2019 (Jan - April)	<p>Received and approved one (1) petition for renewal:</p> <ul style="list-style-type: none"> • Discovery I <p>Charter Schools Closed:</p> <ul style="list-style-type: none"> • The Legacy Academy: March 15, 2019 	0	0	21
	Source: Santa Clara County Office of Education (2019). Board Meeting agendas, minutes and recordings found at http://www.sccoe.org/countyboard			

SCCBOE Petition History Summary • 2003-2019

Total Initial Petitions Reviewed	85	Total number of initial 3 year terms granted:	14
Approved	50	Total number of initial 5 year terms granted:	36
Denied	15	Total number of material revisions granted:	38
Closed	9	Total number of material revisions denied:	0
Withdrawn/Lapsed	17/6	Total number of renewals granted:	29
Revoked	0	Total number of renewals denied:	1
Took No Action On	1	Total number of petitions (initial, material revision, renewals) reviewed:	138
Currently Active	21		

Education Code Selections Regarding Charter Schools

Legislative Intent

The provisions enabling charter schools in California were established by the “Charter Schools Act of 1992.” The legislative intent is defined in Education Code 47601.

Education Code 47601

It is the intent of the Legislature, in enacting this part, to provide opportunities for teachers, parents, pupils, and community members to establish and maintain schools that operate independently from the existing school district structure, as a method to accomplish all of the following:

- (a) Improve pupil learning.
- (b) Increase learning opportunities for all pupils, with special emphasis on expanded learning experiences for pupils who are identified as academically low achieving.
- (c) Encourage the use of different and innovative teaching methods.
- (d) Create new professional opportunities for teachers, including the opportunity to be responsible for the learning program at the school site.
- (e) Provide parents and pupils with expanded choices in the types of educational opportunities that are available within the public school system.
- (f) Hold the schools established under this part accountable for meeting measurable pupil outcomes, and provide the schools with a method to change from rule-based to performance-based accountability systems.
- (g) Provide vigorous competition within the public school system to stimulate continual improvement.

Nonsectarian, non-discriminatory, no tuition

Charter schools are free public schools and are required to be nonsectarian and are prohibited from engaging in discriminatory practices as defined by law and cannot charge tuition. These provisions are found in Education Code 47605(d)(1).

Education Code 47605(d)(1)

In addition to any other requirement imposed under this part, a charter school shall be nonsectarian in its programs, admission policies, employment practices, and all other operations, shall not charge tuition, and shall not discriminate against any pupil on the basis of the characteristics listed in Section 220.

Charter Petition Review and Approval or Denial

The provisions regarding charter petition review and decisions are found in Education Code 47605(b)(1-6). These provisions state the legislative intent that “the establishment of charter schools should be encouraged” and require the finding of one or more factors in order to deny a charter petition. In order to deny a petition, the authorizing board must find one or more of the following facts:

- The charter school presents an unsound educational program for the pupils to be enrolled in the charter school.
- The petitioners are demonstrably unlikely to successfully implement the program set forth in the petition.
- The petition does not contain the number of signatures required.
- The petition does not contain an affirmation of each of the required conditions.
- The petition does not contain reasonably comprehensive descriptions of the required elements.
- The petition does not contain a declaration of whether or not the charter school shall be deemed the exclusive public employer of the employees of the charter school for purposes of EERA (Educational Employee Relations Act) (Chapter 10.7 (commencing with Section 3540) of Division 4 of Title 1 of the Government Code).

Education Code 47605(b)(1-6)

In reviewing petitions for the establishment of charter schools pursuant to this section, the chartering authority shall be guided by the intent of the Legislature that charter schools are and should become an integral part of the California educational system and that establishment of charter schools should be encouraged. The governing board of the school district shall grant a charter for the operation of a school under this part if it is satisfied that granting the charter is consistent with sound educational practice. The governing board of the school district shall not deny a petition for

Education Code Selections Regarding Charter Schools

the establishment of a charter school unless it makes written factual findings, specific to the particular petition, setting forth specific facts to support one or more of the following findings:

- (1) The charter school presents an unsound educational program for the pupils to be enrolled in the charter school.
 - (2) The petitioners are demonstrably unlikely to successfully implement the program set forth in the petition.
 - (3) The petition does not contain the number of signatures required by subdivision (a).
 - (4) The petition does not contain an affirmation of each of the conditions described in subdivision (d).
 - (5) The petition does not contain reasonably comprehensive descriptions of all the required elements (A-O):
 - (6) The petition does not contain a declaration of whether or not the charter school shall be deemed the exclusive public employer of the employees of the charter school for purposes of Chapter 10.7 (commencing with Section 3540) of Division 4 of Title 1 of Government Code.
- (A) (i) The educational program of the charter school, designed, among other things, to identify those whom the school is attempting to educate, what it means to be an “educated person” in the 21st century, and how learning best occurs. The goals identified in that program shall include the objective of enabling pupils to become self-motivated, competent, and lifelong learners.
- (ii) The annual goals for the charter school, for all pupils and for each subgroup of pupils identified pursuant to Section 52052, to be achieved in the state priorities, as described in subdivision (d) of Section 52060, that apply for the grade levels served, or the nature of the program operated, by the charter school, and specific annual actions to achieve those goals. A charter petition may identify additional school priorities, the goals for the school priorities, and the specific annual actions to achieve those goals.
- (iii) If the proposed school will serve high school pupils, the manner in which the charter school will inform parents about the transferability of courses to other public high schools and the eligibility of courses to meet college entrance requirements. Courses offered by the charter school that are accredited by the Western Association of Schools and Colleges may be considered transferable and courses approved by the University of California or the California State University as creditable under the “A” to “G” admissions criteria may be considered to meet college entrance requirements.
- (B) The measurable pupil outcomes identified for use by the charter school. “Pupil outcomes,” for purposes of this part, means the extent to which all pupils of the school demonstrate that they have attained the skills, knowledge, and attitudes specified as goals in the school’s educational program. Pupil outcomes shall include outcomes that address increases in pupil academic achievement both schoolwide and for all groups of pupils served by the charter school, as that term is defined in subparagraph (B) of paragraph (3) of subdivision (a) of Section 47607. The pupil outcomes shall align with the state priorities, as described in subdivision (d) of Section 52060, that apply for the grade levels served, or the nature of the program operated, by the charter school.
- (C) The method by which pupil progress in meeting those pupil outcomes is to be measured. To the extent practicable, the method for measuring pupil outcomes for state priorities shall be consistent with the way information is reported on a school accountability report card.
- (D) The governance structure of the school, including, but not limited to, the process to be followed by the school to ensure parental involvement.
- (E) The qualifications to be met by individuals to be employed by the charter school.
- (F) The procedures that the charter school will follow to ensure the health and safety of pupils and staff. These procedures shall include the requirement that each employee of the school furnish it with a criminal record summary as described in Section 44237.
- (G) The means by which the school will achieve a racial and ethnic balance among its pupils that is reflective of the general population residing within the territorial jurisdiction of the school district to which the charter petition is submitted.
- (H) Admission policies and procedures, consistent with subdivision (d).
- (I) The manner in which annual, independent financial audits shall be conducted, which shall employ generally accepted accounting principles, and the manner in which audit exceptions and deficiencies shall be resolved to the satisfaction of the chartering authority.

Education Code Selections Regarding Charter Schools

- (J) The procedures by which pupils can be suspended or expelled from the charter school for disciplinary reasons or otherwise involuntarily removed from the charter school for any reason. These procedures, at a minimum, shall include an explanation of how the charter school will comply with federal and state constitutional procedural and substantive due process requirements that is consistent with all of the following:
 - (i) For suspensions of fewer than 10 days, provide oral or written notice of the charges against the pupil and, if the pupil denies the charges, an explanation of the evidence that supports the charges and an opportunity for the pupil to present his or her side of the story.
 - (ii) For suspensions of 10 days or more and all other expulsions for disciplinary reasons, both of the following:
 - (I) Provide timely, written notice of the charges against the pupil and an explanation of the pupil's basic rights.
 - (II) Provide a hearing adjudicated by a neutral officer within a reasonable number of days at which the pupil has a fair opportunity to present testimony, evidence, and witnesses and confront and cross-examine adverse witnesses, and at which the pupil has the right to bring legal counsel or an advocate.
 - (iii) Contain a clear statement that no pupil shall be involuntarily removed by the charter school for any reason unless the parent or guardian of the pupil has been provided written notice of intent to remove the pupil no less than five schooldays before the effective date of the action. The written notice shall be in the native language of the pupil or the pupil's parent or guardian or, if the pupil is a foster child or youth or a homeless child or youth, the pupil's educational rights holder, and shall inform him or her of the right to initiate the procedures specified in clause (ii) before the effective date of the action. If the pupil's parent, guardian, or educational rights holder initiates the procedures specified in clause (ii), the pupil shall remain enrolled and shall not be removed until the charter school issues a final decision. For purposes of this clause, "involuntarily removed" includes disenrolled, dismissed, transferred, or terminated, but does not include suspensions specified in clauses (i) and (ii).
- (K) The manner by which staff members of the charter schools will be covered by the State Teachers' Retirement System, the Public Employees' Retirement System, or federal social security.
- (L) The public school attendance alternatives for pupils residing within the school district who choose not to attend charter schools.
- (M) The rights of any employee of the school district upon leaving the employment of the school district to work in a charter school, and of any rights of return to the school district after employment at a charter school.
- (N) The procedures to be followed by the charter school and the entity granting the charter to resolve disputes relating to provisions of the charter.
- (O) The procedures to be used if the charter school closes. The procedures shall ensure a final audit of the school to determine the disposition of all assets and liabilities of the charter school, including plans for disposing of any net assets and for the maintenance and transfer of pupil records.

Charter Petition Denial and Appeal

Charter petitions that are denied can be appealed. Petitions denied by a local school board can be submitted on appeal to the County Board of Education and petitions denied by the county board of education can be submitted on appeal to the State Board of Education. These provisions are found in Education Code 47605(j)(1).

Education Code 47605(j)(1)

If the governing board of a school district denies a petition, the petitioner may elect to submit the petition for the establishment of a charter school to the County Board of Education. The County Board of Education shall review the petition pursuant to subdivision (b). If the petitioner elects to submit a petition for establishment of a charter school to the County Board of Education and the County Board of Education denies the petition, the petitioner may file a petition for establishment of a charter school with the state board, and the state board may approve the petition, in accordance with Education Code 47605(b).

Education Code Selections Regarding Charter Schools

Petitions to the County Board of Education

Charter petitions may be submitted directly to the County Board of Education for charter schools that propose to serve students for whom the county office of education would otherwise be responsible for serving (“county-like”) or for a charter school that would offer services that could not be provided by a charter school that operates in only one school district in the county. These provisions are found in Education Code sections 47605.5 and 47605.6

Education Code 47605.5

A petition may be submitted directly to a county board of education in the same manner as set forth in Section 47605 for charter schools that will serve pupils for whom the county office of education would otherwise be responsible for providing direct education and related services. Any denial of a petition shall be subject to the same process for any other county board of education denial of a charter school petition pursuant to this part.

Education Code 47605.6

- (a) (1) In addition to the authority provided by Section 47605.5, a county board of education may also approve a petition for the operation of a charter school that operates at one or more sites within the geographic boundaries of the county and that provides instructional services that are not generally provided by a county office of education. A county board of education may approve a countywide charter only if it finds, in addition to the other requirements of this section, that the educational services to be provided by the charter school will offer services to a pupil population that will benefit from those services and that cannot be served as well by a charter school that operates in only one school district in the county. A petition for the establishment of a countywide charter school pursuant to this subdivision may be circulated throughout the county by any one or more persons seeking to establish the charter school.
- (b) No later than 60 days after receiving a petition, the county board of education shall hold a public hearing on the provisions of the charter, at which time the county board of education shall consider the level of support for the petition by teachers, parents or guardians, and the school districts where the charter school petitioner proposes to place the school facilities. Following review of the petition and the public hearing, the county board of education shall either grant or deny the charter within 90 days of receipt of the petition. However, this date may be extended for an additional 30 days if both parties agree to the extension. A county board of education may impose any additional requirements beyond those required by this section that it considers necessary for the sound operation of a countywide charter school. A county board of education may grant a charter for the operation of a school under this part only if the board is satisfied that granting the charter is consistent with sound educational practice and that the charter school has reasonable justification for why it could not be established by petition to a school district pursuant to Education Code Section 47605. The county board of education shall deny a petition of the renewal of a charter school if the board finds one or more of the following:
- (1) The charter school presents an unsound educational program for the pupils to be enrolled in the charter school.
 - (2) The petitioners are demonstrably unlikely to successfully implement the program set forth in the petition.
 - (3) The petition does not contain the number of signatures required by subdivision (a).
 - (4) The petition does not contain an affirmation of each of the conditions described in subdivision (d).
 - (5) The petition does not contain reasonably comprehensive descriptions of all of the charter elements.
 - (6) A declaration of whether or not the charter school shall be deemed the exclusive public school employer of the employees of the charter school for purposes of the Educational Employment Relations Act (Chapter 10.7 commencing with Section 3540) of Division 4 of Title 1 of the Government Code).
 - (7) Any other basis that the county board of education finds justifies the denial of the petition.

Education Code Selections Regarding Charter Schools

Charter Renewal

The terms of a charter and charter renewal are covered in Education Code 47607. A charter may be initially granted for a period of up to five years, and may be renewed at the end of that term. Each renewal shall be for a period of five years. The California legislature has identified specific academic criteria that must be satisfied in order for a charter to be reviewed. These criteria are found in Education Code 47607(b).

Education Code 47607

- (b) Commencing on January 1, 2005, or after a charter school has been in operation for four years, whichever date occurs later, a charter school shall meet at least one of the following criteria before receiving a charter renewal pursuant to paragraph (1) of subdivision (a):
 - (1) Attained its Academic Performance Index (API) growth target in the prior year or in two of the last three years both schoolwide and for all groups of pupils served by the charter school.
 - (2) Ranked in deciles 4 to 10, inclusive, on the API in the prior year or in two of the last three years.
 - (3) Ranked in deciles 4 to 10, inclusive, on the API for a demographically comparable school in the prior year or in two of the last three years.
 - (4) (A) The entity that granted the charter determines that the academic performance of the charter school is at least equal to the academic performance of the public schools that the charter school pupils would otherwise have been required to attend, as well as the academic performance of the schools in the school district in which the charter school is located, taking into account the composition of the pupil population that is served at the charter school.
- (B) The determination made pursuant to this paragraph shall be based upon all of the following:
 - (i) Documented and clear and convincing data.
 - (ii) Pupil achievement data from assessments, including, but not limited to, the Standardized Testing and Reporting Program established by Article 4 (commencing with Section 60640) of Chapter 5 of Part 33 for demographically similar pupil populations in the comparison schools.
 - (iii) Information submitted by the charter school.

Acronyms

ADA	Average Daily Attendance	MSD	Moreland School District
API	Academic Performance Index	K	Kindergarten
ARUSD . . .	Alum Rock Union School District	LCAP . . .	Local Control Accountability Plan
AYP	Adequate Yearly Progress	LCFF	Local Control Funding Formula
CAASPP . .	California Assessment of Student Performance and Progress	LEA	Local Educational Agency
COE	County Office of Education	OYA	Opportunity Youth Academy
CDE	California Department of Education	N/A	Not Applicable
CMO	Charter Management Organization	PERS	Public Employee Retirement System
DCP	Downtown College Preparatory	SBAC . . .	Smarter Balanced Assessment Consortium
EC	Education Code	SELPA . . .	Special Education Local Plan Area
EL	English Learner	SES	Socioeconomically Disadvantaged
ELA	English Language Arts	SCCBOE . .	Santa Clara County Board of Education
ELD	English Language Development	SCCOE . .	Santa Clara County Office of Education
ELL	English Language Learners	SJUSD . . .	San José Unified School District
IEP	Individual Education Plan	SPED	Special Education
GRAD . . .	Graduation	STRS	State Teacher Retirement System
LASD	Los Altos School District	TK	Transitional Kindergarten
MHUSD . . .	Morgan Hill Unified School District	UPA	University Preparatory Academy
MPESD . . .	Mount Pleasant Elementary School District		

Informational Sources

The SCCOE Charter Schools Department references many information sources in creating the 2018-19 Annual Charter School Data Book. These sources (listed below) include charter schools self-reporting, individual charter school financial audits, government and educational sources, SCCOE Board meetings, and various websites.

Charter Schools (self-reporting as for February 1, 2019 and FY 2017-18 Financial Audits)

- ACE Empower Academy
- Alpha: Jose Hernandez
- Bullis Charter (North/South)
- Downtown College Prep - Alum Rock (Middle/High)
- Discovery Charter I
- Discovery Charter II
- Opportunity Youth Academy
- Rocketship Academy Brilliant Minds
- Rocketship Alma Academy
- Rocketship Discovery Prep
- Rocketship Fuerza Community Prep
- Rocketship Los Sueños Academy
- Rocketship Mateo Sheedy Elementary
- Rocketship Rising Stars
- Rocketship Sí Se Puede Academy
- Summit Public School: Denali
- Summit Public School: Tahoma
- Sunrise Middle
- University Preparatory Academy Charter
- Voices College-Bound Language Academy at Morgan Hill
- Voices College-Bound Language Academy at Mt. Pleasant

Educational Sources (Not all sources offer public access)

- 2017-2018 Dataquest
<http://dq.cde.ca.gov/dataquest>
- California Assessment of Students Performance and Progress (CAASPP) Results
<https://caaspp.cde.ca.gov/sb2018default>
- California Department of Education (CDE)
<https://cde.ca.gov>
- California School Dash Board
<https://www.caschooldashboard.org/#/Home>
- California Special Education Management Information System (CASEMIS) – December 1, 2018 Report
- El Dorado Charter Special Education Local Plan Area (SELPA) – Dec 1, 2018 CASEMIS Report
- Santa Clara County Office of Education Board Minutes
<https://go.boarddocs.com/ca/sccoe/Board.nsf/Public>
- Santa Clara County Office of Education Special Education Local Plan Area (SELPA) - Dec 1, 2018 CASEMIS Report
- Santa Clara County Office of Education website
<https://www.scoe.org>
- Sonoma Charter Special Education Local Plan Area (SELPA) - Dec 1, 2018 CASEMIS Report

Acknowledgements

The SCCOE Charter Schools Department is grateful for the contributions from the SCCOE authorized charter schools, SCCOE employees and the SCCBOE. Their assistance has made the 2018-19 Annual Charter Schools, Data Book possible. We would like to acknowledge their dedication to all Santa Clara County children and their education.

Special recognition goes to:

- Santa Clara County Board of Education
- Dr. Mary Ann Dewan, Superintendent of Schools
- Megan Riley, SCCOE Chief Business Officer
- Stephanie Gomez, SCCOE Director of Internal Business Services
- Shanny Yam, SCCOE Budget Analyst
- Jerome Alipio, SCCOE Accountant II
- Ernie Pacleb, SCCOE Graphic Designer
- SCCOE Business, Facilities & Operations Division
- SCCOE Media & Communications Department
- SCCOE Print Shop
- SCCOE Special Education Department

The Charter Schools Department is grateful to the SCCBOE authorized charter schools for their assistance in compiling the data and without whom this Book would not have been possible.

- ACE Empower Academy
- Alpha: Jose Hernandez
- Bullis Charter (North/South)
- Downtown College Prep - Alum Rock (Middle/High)
- Discovery Charter I
- Discovery Charter II
- The Legacy Academy
- Opportunity Youth Academy
- Rocketship Academy Brilliant Minds
- Rocketship Alma Academy
- Rocketship Discovery Prep
- Rocketship Fuerza Community Prep
- Rocketship Los Sueños Academy
- Rocketship Mateo Sheedy Elementary
- Rocketship Rising Stars
- Rocketship Sí Se Puede Academy
- Summit Public School: Denali
- Summit Public School: Tahoma
- Sunrise Middle
- University Preparatory Academy Charter
- Voices College-Bound Language Academy at Morgan Hill
- Voices College-Bound Language Academy at Mt. Pleasant

2018-19 SCCOE Charter School Directory

ACE EMPOWER ACADEMY

625 South Sunset Avenue
San José, CA 95116
Phone: 408-729-3920
Jahsve Worthy, Principal
www.acecharter.org

ALPHA PUBLIC SCHOOLS:

JOSÉ HERNÁNDEZ MIDDLE SCHOOL

1601 Cunningham Avenue
San José, CA 95122
Phone: 408-780-1550
Dr. Rosie Carlson, Principal
www.alphapublicschools.org

BULLIS CHARTER SCHOOL

102 West Portola Avenue
Los Altos, CA 94022
Phone: 650-947-4100
Cynthia Bricton, Principal
Wanny Hersey, Superintendent
www.bullischarter.school.com

DISCOVERY CHARTER SCHOOL I

4021 Teale Avenue
San José, CA 95117
Phone: 408-243-9800
Debby Perry, Principal
www.discoveryk8.org

DISCOVERY CHARTER SCHOOL II

762 Sunset Glen Drive
San José, CA 95123
Phone: 408-300-1358
Miki Walker, Principal
Debby Perry, Interim Executive Director
www.discoveryk8.org

DOWNTOWN COLLEGE PREP (DCP) - ALUM ROCK

9-12 Building - Terri Furton, Principal
1776 Educational Park Dr., Bldg. H
(9-12 building)
San José, CA 95122
Phone: 408-384-4554
6-8 Building - Leticia Villa-Gascon,
Principal
2800 Ocala Road
San José, CA 95148
Phone: 408-942-7000
www.dcp.org

OPPORTUNITY YOUTH ACADEMY

(OYA)

OYA Sobrato
512 Valley Way
Milpitas, CA 95035

OYA South County
7680 Monterey Rd. STE 101
Gilroy, CA 95020

OYA The Hub
591 North King Rd., STE 1
San José, CA 95133

OYA Washington
921 S. First Street, STE B
San José, CA 95110
SCHOOL LEAD: Phil Morales
<http://www.sccoe.org/depts/students/oya>

ROCKETSHIP ALMA ACADEMY

198 West Alma Ave.
San José, CA 95110
Phone: 408-931-6838
Samantha Turner, Principal
www.rsed.org/alma

ROCKETSHIP BRILLIANT MINDS

2962 Story Road
San José, CA 95127
Phone: 408-708-5650
Stephanie Frenel, Principal
www.rsed.org/brilliantminds

ROCKETSHIP DISCOVERY PREP

370 Wooster Avenue
San José, CA 95116
Phone: 408-217-8951
Chaka Hajji, Principal
www.rsed.org/discoveryprep

ROCKETSHIP FUERZA

70 South Jackson Avenue
San José, CA 95116
Phone: 408-708-5744
Juan Mateos, Principal
www.rsed.org/fuerza

ROCKETSHIP LOS SUEÑOS

331 South 34th Street
San José, CA 95116
Phone: 408-684-4028
Elizabeth Raji-Greig, Principal
www.rsed.org/lossuenos

ROCKETSHIP MATEO SHEEDY

788 Locust Street
San José, CA 95110
Phone: 408-286-3330
Courtney English, Principal
www.rsed.org/mateosheedy

ROCKETSHIP RISING STARS

3172 Senter Road
San José, CA 95111
Kylie Alsofrom, Principal
www.rsed.org/risingstars

ROCKETSHIP SÍ SE PUEDE

2249 Dobern Avenue
San José, CA 95116
Phone: 408-824-5180
Shivesh Puri, Principal
www.rsed.org/sisepuede

SUMMIT PUBLIC SCHOOLS: DENALI

539 E Weddell Drive
Sunnyvale, CA 94085
Phone: 669-721-2646
Kevin Bock, Principal
<http://denali.summitps.org/>

SUMMIT PUBLIC SCHOOLS: TAHOMA

285 Blossom Hill Road
San José, CA 95123
Phone: 408-729-1981
Jonathan Stewart, Principal
<http://tahoma.summitps.org>

SUNRISE MIDDLE SCHOOL

1149 East Julian Street, Bldg. G
San José, CA 95116
Phone: 408-659-4785
Teresa Robinson, Principal
www.sunrisemiddle.org

UNIVERSITY PREP ACADEMY

2315 Canoas Garden Avenue
San José, CA 95125
Phone: 408-723-1839
Daniel Ordaz, Executive Director
www.upasv.org

VOICES COLLEGE-BOUND LANGUAGE ACADEMY AT MORGAN HILL

610 Jarvis Drive
Morgan Hill, CA 95037
Phone: 408-791-1700
Juan Carlos Villaseñor, Head of School
<http://voicesacademies.org>

VOICES COLLEGE-BOUND LANGUAGE ACADEMY AT MT. PLEASANT

14271 Story Road
San José, CA 95127
Phone: 408-571-6404
Maria Madrigal, Head of School
<http://voicesacademies.org>

Charter Schools Department

Khristel Johnson
Director

Michelle Johnson, Ed.D.
Assistant Director

Vickie Teshin-Anderson
Charter Administrator

Christine Carbone
Financial Administrator

Shallu Sharma
Financial Administrator

Karen Bennett
Administrative Assistant IV

Santa Clara County  Office of Education

Santa Clara County Office of Education • 1290 Ridder Park Drive • San José, CA 95131-2304
Phone: (408) 453-6500 • www.sccoe.org